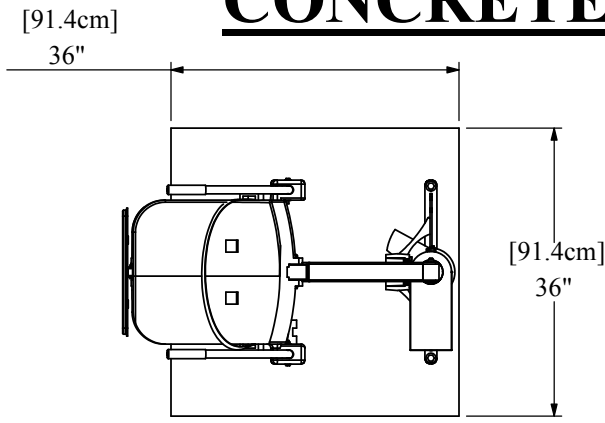
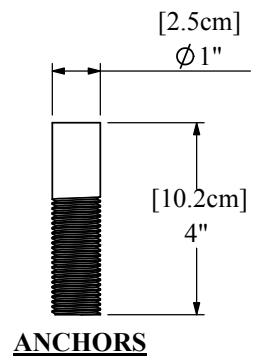
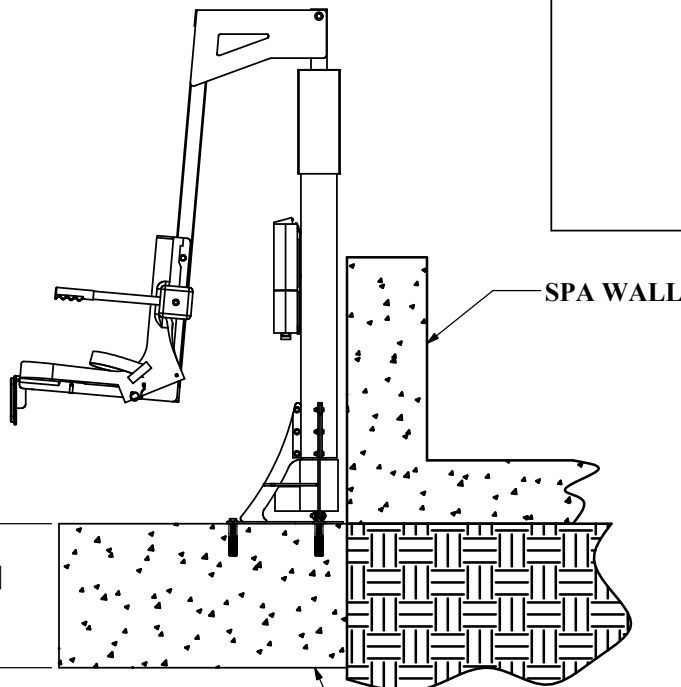
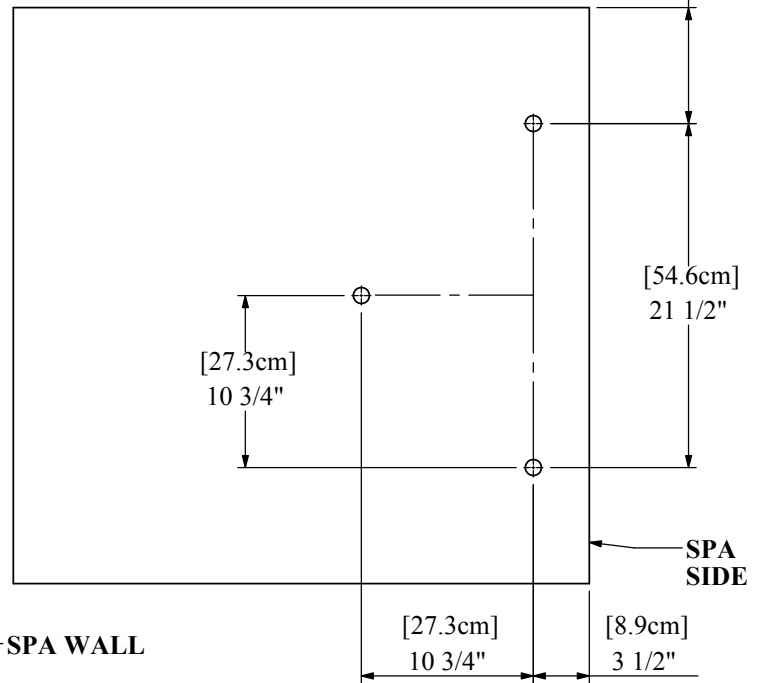


# SPA LIFT & PRO SPA 40 LIFT CONCRETE SPECIFICATION



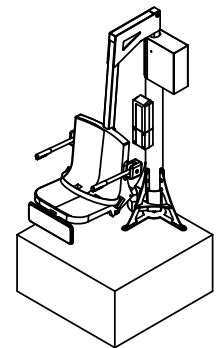
## ANCHOR LOCATIONS



## SPECIFICATIONS:

THE AQUA CREEK SPA LIFT OR PRO SPA 40 LIFT SHALL BE MOUNTED TO A CONCRETE FOOTING WITH MINIMUM DIMENSIONS OF 36" [91.4cm] WIDE BY 36" [91.4cm] DEEP BY 18" [46cm] TALL. THE THREE (3)  $\phi$ 1" [2.5cm] BY 4" [10.2cm] STAINLESS STEEL ANCHORS SHALL BE INSTALLED FLUSH WITH THE TOP OF THE CONCRETE FOOTING AT THE POSITIONS SHOWN ABOVE. THE SPA OR PRO SPA LIFT SHALL BE SECURELY BOLTED TO THE THREE (3) ANCHORS USING THREE (3)  $\phi$ 1/2"-13 X 1-1/2" [3.8cm] STAINLESS STEEL HEX BOLTS AND THREE (3) 1/2"-W STAINLESS STEEL STANDARD TYPE A PLAIN WASHERS (PROVIDED BY AQUA CREEK WITH STANDARD ANCHOR KIT). AT LEAST ONE OF THE ANCHORS SHALL BE GROUNDED/BONDED PER LOCAL CODES.

NOTE: IF A CONCRETE FOOTING OF LESS THAN 18" [46cm] TALL IS USED, THE OVERALL DIMENSIONS MUST BE APPROVED BY AQUA CREEK PRODUCTS, LLC, BEFORE THE UNIT MAY BE SAFELY MOUNTED.



3015 W. RAILROAD ST. #8  
MISSOULA, MT 59808  
(406) 549-0769  
FAX (406) 549-2602

NOTE:  
\*SPECIFICATIONS ARE SUBJECT TO CHANGE WITHOUT NOTICE  
\*ALL DIMENSIONS ARE IN INCHES

PRODUCT:		F-006PSLB	
DWG #:		F-006PSLB-CONC	
SCALE:	1:24	DATE:	08/29/07
DRAWN BY:	DS	REVISION:	A