

TECHNICAL SPECIFICATIONS

ACCELLA L-DESK

Hand-crank, height adjustable L- shape desk



Innovative L-shape desk with a generous surface area and smooth, quiet, motorized adjustment.

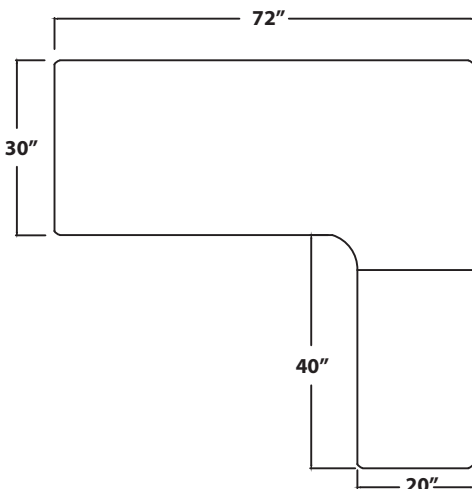
FEATURES:

- L-shaped desk with vertical adjustment for individual positioning or multi-user environment
- Smooth hand-crank adjustment throughout the specified range
- Discreet fold-away crank can be mounted on either side of table
- Durable laminate top or real wood veneer

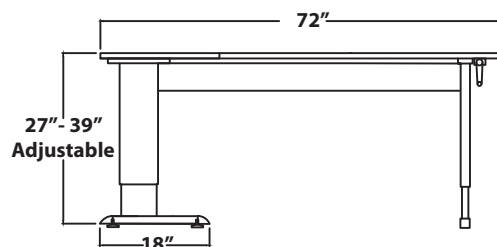
TECHNICAL DATA:

- Standard table dimensions: 72" X 30"
- Return table dimensions: 40" X 20"
- Custom workstation top sizes and finishes available
- Vertical adjustment range 27"- 39"
- Hydraulic hand-crank , actuated 5 turns per inch
- Extruded aluminum telescoping legs
- Base finish Graphite Silver
- Load capacity 500 lbs

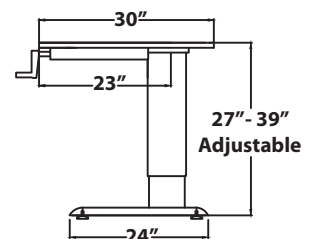
MODEL	DIMENSIONS	ADJUSTMENT RANGE	START/END HEIGHT	LEG SPAN
AC 7230 L	72" X 30"	12"	27", 39"	Main, 62" Return, 54"



Top View



Front View



Side View