



**the ROHO group**  
shape fitting technology®

# Product Guide



**Proven performance, quality & service.  
When it counts.**

**Dear Valued Customer**

Our Mission Statement summarizes our corporate philosophy...providing our customers with superior products, education and services which improve quality of life through shape fitting solutions. Our pledge to the customer is to provide innovative products that are durable, lightweight and adjustable, and which ultimately enhance the customer's quality of life.

We are proud of our ROHO products and believe them to be one of the best seating solutions, for every type of person.

We have built our reputation not only on quality products, but also on strong customer service, solid personal relationships, supporting sales and training programs, and an advanced manufacturing process dedicated to continually improving quality for our customer base. We are a company that sees the customer's needs as our first priority.

The ROHO Group greatly appreciates your continued interest and support. We are committed to providing you with the very best in quality rehabilitation and wound care products.

Sincerely,



# TABLE OF CONTENTS

**ROHO® DRY FLOATATION® Technology** ..... 4-6

## **Seat Cushions**

QUADTRO SELECT® Cushion ..... 10  
CONTOUR SELECT® Cushion ..... 11  
ENHANCER® Cushion ..... 12  
ROHO® HIGH PROFILE® Cushion ..... 12  
ROHO® MID PROFILE® Cushion ..... 12  
ROHO® LOW PROFILE® Cushion ..... 13  
ROHO Hybrid Elite™ Cushion..... 13  
nexus SPIRIT® Cushion..... 14  
HARMONY® Cushion..... 14  
AirLITE® Cushion..... 14  
MOSAIC® Cushion ..... 15  
LTV Seat® Cushion ..... 15  
Seat Cushion Sizing Chart ..... 16-17

## **Support Surface Products**

ROHO® DRY FLOATATION® Mattress Overlay ..... 22  
ROHO® DRY FLOATATION® Bariatric Kit..... 22  
ROHO® DRY FLOATATION® Isolette ..... 23  
Reusable Mattress Cover ..... 23  
PRODIGY Mattress Overlay® ..... 24  
Sierra™ Gel Overlay ..... 25  
*SelectAir*® Low Air Loss System ..... 26  
*SelectAir*® Max Low Air Loss System ..... 27  
*SelectProtect*® Safety Enhancement System..... 27  
*BariSelect*® Low Air Loss System..... 28  
*HybridSelect*® with *HealFloat*™  
Low Air Loss System ..... 29

## **Back Support Systems**

JetStream Pro® Back Support System ..... 32-33  
Retrobac® Back Support System ..... 34  
Custom Recliner System ..... 35

## **Hospital Products**

ROHO® DRY FLOATATION® O.R. Pad ..... 38  
Thyroid Pillow ..... 38  
Nesting Pad ..... 38  
Head/Neck Pillow ..... 38

## **Interface Pressure Measurement Systems**

XSensor® X3 ..... 39  
XSensor® X3 Display ..... 39  
XSensor® X3 System ..... 40  
XSENSOR® X3 Sensor Pads ..... 41  
XSensor® X3 LX100 ..... 41  
XSensor® X3 Software ..... 42

## **Seating Accessories**

Contour Base ..... 43  
Planar Solid Seat Insert ..... 43  
ROHO® Heavy Duty Cushion Cover ..... 43  
Designer Covers..... 44  
Universal Cushion Cover..... 44

## **Special Application Cushions**

Lumbar Support Cushion..... 45  
Sacral Support Cushion..... 45  
MINI-MAX® Cushion ..... 45  
PACK-IT® Cushion ..... 46  
HEAL PAD® ..... 46  
Toilet Seat Cushion ..... 46  
Shower/Commode Cushion ..... 47  
ADAPTOR® Pad..... 47

## **Special Design Techniques** ..... 48

## **Terms and Policies**..... 49

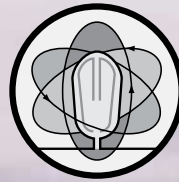


## The four principles of ROHO® DRY FLOATATION® technology

### ROHO® DRY FLOATATION® Technology

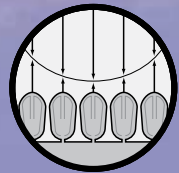
There are no greater defenses against wounds and disease than those contained in the human body. But often, these defenses need an ally. A partner in the healing process. ROHO DRY FLOATATION technology is that partner.

It creates the ideal healing environment by minimizing soft tissue deformation and maintaining blood flow. And it offers passive compression to improve the efficiency of the metabolic process of the body by reducing edema.



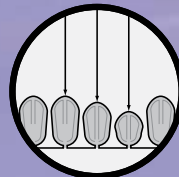
#### Six Degrees of Freedom

ROHO cushions are constructed of individual cells that move independently, allowing each cell to twist, turn, bend, move up and down, and adapt precisely to the contours of the client.



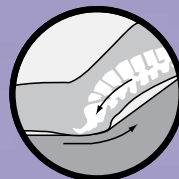
#### Constant Restoring Forces

When a patient is immersed in a ROHO DRY FLOATATION product, the forces and pressures pushing back are kept equal at all contact points. As the body is immersed, greater contact area is achieved for dispersion of pressure. Thus, the pressure on any one area is minimized.



#### Low Surface Tension

The unique cellular design allows for immersion into the cushion without deforming the tissue, minimizing the chance of skin breakdown.



#### Low Friction and Shear

As a result of the three previous principles, DRY FLOATATION technology provides a low friction and low shear environment. Friction acts to oppose the direction of motion, or impending motion. Shearing occurs when opposite, but parallel forces meet. The outcome of these forces inhibits blood flow. The slick or non-friction surface of the ROHO cells combined with the independent movement of each cell greatly reduces friction and shear as clients move throughout the day.

## **How ROHO® DRY FLOATATION® technology creates a healing environment.**

The soft, flexible interconnected air cells that comprise ROHO DRY FLOATATION products are adjustable to provide a customized fit to the client's sitting or lying shape. As the client's condition and body shape changes, the cushion can be adjusted to facilitate blood flow.

**WE PROMISE  
TO DEVELOP  
NEW TECHNOLOGIES  
TO IMPROVE  
OUR PRODUCTS  
AND SERVICES.**



*“ROHO products have allowed me to be active in my life while staying free from the threat of pressure sores. My ROHO cushion has supported me while winning tennis tournaments in 11 different countries, camping trips with my friends, and even while sitting on our wedding bench during my marriage!”*

Michael Foulks,  
San Diego, California, USA

# ROHO<sup>®</sup> Seat Cushions

The ROHO Group is Shape Fitting Technology. Our technology is unique in its ability to conform to the body's shape. Like fluid, it continuously adjusts with every movement. A person can immerse into the soft cells, and feel almost completely buoyant.

Gels can't do it. Foam can't do it. Even alternative air products cannot do what ROHO technology can do. No other product can more evenly distribute the forces of body weight or reduce the effects of friction or shear upon tissue. ROHO is the optimal choice for preventing or treating pressure sores (ischemic ulcers) and post-operative wounds.



*"I've tried all others, none compare to ROHO. Thousands of dollars spent in cushions, and ROHO blows the others away! I ride hard, ROHO rides with me."*

Darwin Holmes  
Modesto, California, USA

## QUADTRO SELECT® Cushion

a ROHO group product

The QUADTRO SELECT Cushion sets the standard in the industry for overall performance in wheelchair seating. Each and every client will benefit from a customized fit through the simple push of a knob. The revolutionary ISOFLO MEMORY CONTROL® Unit offers shape-fitting capabilities while the client is seated, allowing quick and easy, on-demand adjustment to maximize function. With the built-in stability and simplicity of the QUADTRO SELECT cushion, no longer will you have to sacrifice maximum skin protection to get stability, positioning or convenience.

The QUADTRO SELECT Cushion is available in a 4" (10cm) HIGH PROFILE® model, a 3" (7cm) MID PROFILE™ model and a 2" (6cm) LOW PROFILE® model.



Sizes of the QUADTRO SELECT Cushion come in a wide range of sizes to fit chair widths 12" to 22" / 30cm to 56cm.

*Approximate weight of the HIGH PROFILE QUADTRO SELECT is 3.8 lbs. / 1.7 kg, 3.5 lbs. / 1.6 kg for MID PROFILE QUADTRO SELECT and 2.5 lbs. / 1.1 kg for LOW PROFILE QUADTRO SELECT.*

**36 - Month Limited Warranty.**

**Medicare Code: K0736/7**

## CONTOUR SELECT® Cushion

a ROHO group product

The CONTOUR SELECT Cushion provides the skin protection you expect from a ROHO Group product, with the positioning and stability needed for increased function. The contoured design combined with the simple operation of the ISOFLO MEMORY CONTROL® Unit, provides a new level of postural control and stability that has never been achieved in an air cushion. The contoured design stabilizes the pelvis back in the wheelchair and centers the client comfortably in the middle of the cushion. The ISOFLO MEMORY CONTROL Unit locks air into each of the four quadrants, providing stability by minimizing side-to-side and front-to-back motion.



Sizes of the CONTOUR SELECT Cushion come in a wide range of sizes to fit chair widths 15" to 20" / 38cm to 51cm.


*Approximate weight of the CONTOUR SELECT is 3.6 lbs. / 1.6 kg.*

**36 - Month Limited Warranty**

**Medicare Code: K0736/7**

### Patented ISOFLO MEMORY CONTROL® Unit

The SELECT cushions offer versatility with four quadrants controlled by the ISOFLO Memory Control Unit.



**When open**, the cushion is inflated through one air valve and the user is adjusted for the lowest bony prominence and positioned for their specific seating needs.

**When closed**, the ISOFLO MEMORY CONTROL Unit locks the cushion to the required seat position.



Color-coded control helps visually aid in the operation.



## ENHANCER® Cushion

a ROHO group product

The ENHANCER Cushion uses AIR IN PLACE® positioning in a uniquely designed two-manifold system for enhanced midline channeling of the femurs, lateral stability and tissue protection.

The ENHANCER Cushion comes in a wide range of sizes, to fit chair widths 12" to 20" / 30cm to 51cm.

*Approximate weight of the ENHANCER is 3.5 lbs. / 1.6 kg.*

*24 - Month Limited Warranty*

**Medicare Code: K0736/7**



## LOW PROFILE® Cushion

a ROHO group product

The ROHO LOW PROFILE Cushion is made of 2" (6cm) interconnected air cells that maximize stability for the client while protecting from a potential risk of tissue breakdown. Lightweight and portable, this cushion is ideal for the active client.

\*Also available: LOW PROFILE Dual Compartment (by special order only), which can be adjusted independently to increase positioning and stability for either side-to-side or front-to-back control.

The ROHO LOW PROFILE Cushion comes in a wide range of sizes, to fit chair widths 12" to 22" / 30cm to 56cm.

*Approximate weight of the LOW PROFILE is 2.5 lbs. / 1.1 kg.*

*24 - Month Limited Warranty*

**Medicare Code: K0734/5**



## HIGH PROFILE® Cushion

a ROHO group product

The ROHO HIGH PROFILE Cushion is made of 4" (10 cm) interconnected air cells that provide an adjustable, low deformation, counter-pressure environment that assists in the healing of ischemic ulcers. Appropriate for the high risk client.

\*Also available: HIGH PROFILE Dual Compartment (by special order only), which can be adjusted independently to increase positioning and stability for either side-to-side or front-to-back control.

The ROHO HIGH PROFILE Cushion comes in a wide range of sizes, to fit chair widths 12" to 28" / 30cm to 71cm.

*Approximate weight of the HIGH PROFILE is 3.8 lbs. / 1.7 kg.*

*24 - Month Limited Warranty*

**Medicare Code: K0734/5**



## ROHO Hybrid Elite™ Cushion

a ROHO group product

The ROHO Hybrid Elite Cushion combines the superb skin protection and shape matching ability of ROHO DRY FLOTATION® with the stability of a customized Jay® contoured foam base. This new cushion design allows for improved pelvic alignment and stability for improved position and function while maintaining optimal immersion and envelopment of both the ischial tuberosities and greater trochanters. The ROHO shape fitting cushion insert provides critical pressure redistribution around the pelvis area providing you with the superior skin protection that ROHO is known for. Simply adjust the cushion insert to fit the client's shape in order to minimize tissue deformation and maximize blood flow. Available in single and dual valve models. Skin protection, positioning and stability. **Two trusted brands. One effective cushion.**

The ROHO Hybrid Elite Cushion comes in a range of sizes, to fit chair widths 14" to 24" / 35cm to 60cm.

*Approximate weight of the ROHO Hybrid Elite is 3.5 lbs. / 1.5 kg.*

*24 - Month Limited Warranty*

**Medicare Part B Codes Pending K0734/5**



## MID PROFILE® Cushion

a ROHO group product

The ROHO MID PROFILE Cushion is made of 3" (7cm) interconnected air cells that provide an optimal seating environment. The simple adjustment allows the cushions to fit the shape of the client, minimizing tissue deformation and maximizing blood flow. Appropriate for the moderate to high risk client.

The ROHO MID PROFILE Cushion comes in a wide range of sizes, to fit chair widths 13" to 20" / 33cm to 51cm.

*Approximate weight of the MID PROFILE is 2.5 lbs. / 1.1 kg.*

*24 - Month Limited Warranty*

**Medicare Code: K0734/5**





## nexus SPIRIT® Cushion

a ROHO group product

The nexus SPIRIT Cushion combines the stability of a contoured foam base with the therapeutic care for which ROHO® DRY FLOTATION® cushions are known. The contoured foam base is designed to allow for increased stability for transfers and provides exceptional positioning of the pelvis and lower extremities for enhanced sitting posture.



The nexus SPIRIT Cushion comes in a wide range of sizes, to fit chair widths 14" to 20" / 36cm to 51cm.

*Approximate weight of the nexus SPIRIT Cushion is 3 lbs. / 1.4 kg.*

*24 - Month Limited Warranty*

**Medicare Code: K0734**

## HARMONY® Cushion

a ROHO group product

By combining a lightweight and comfortable ROHO® AIR FLOTATION polyurethane cushion with a pre-contoured foam base, encased within a moisture resistant cover, the client can maximize their independence without the worry of adding unnecessary weight to their mobility system.



The HARMONY Cushion comes in a wide range of sizes, to fit chair widths 14" to 20" / 36cm to 51cm.

*Approximate weight of the HARMONY Cushion is 2 lbs. / 1 kg.*

*250 lbs. / 113.4 kg. weight limit*

*18 - Month Limited Warranty*

**Medicare Code: E2607**

## AirLITE® Cushion

The ROHO® AirLITE Cushion combines the benefits of a sealed air support pad and a durable contoured foam to provide postural support and optimal durability. The non-adjustable pre-set air support pad, uses patented ROHO Air Flotation technology, while a contoured high density foam base positions the body in a comfortable position, creating one of the most effective and easy-to-use cushions on the market today. And at only 2 pounds, it continues the tradition of lightweight products from The ROHO Group.



The AirLITE cushion fits chair widths 14" to 20" / 35.5cm to 51 cm.

*Approximate weight of the AirLITE cushion is 2.17 lbs. / 1 kg*

*250 lbs. / 114 kg weight limit*

*24-Month Limited Warranty*

**Medicare Code: E2605**

14

## MOSAIC® Cushion

a ROHO group product

The MOSAIC Cushion is made of 3" (7.5cm) polyvinyl interconnected air cells that are easy to inflate and adjust. Designed to provide a comfortable, functional and stable sitting environment.



The MOSAIC Cushion fits chair widths 16" to 18" / 41cm to 46cm. Available with a standard cover or incontinent cover.

*Approximate weight of the MOSAIC Cushion*

*is 0.9 lb. / .4 kg.*

*250 lbs. / 113.4 kg. weight limit*

*12 - Month Limited Warranty*

**Medicare Code: E2601**

## LTV Seat® Cushion

a ROHO group product

You'll Love that Valve!  
The secret to the extraordinary comfort of this cushion is the valve. It lets you customize the seat to your specific comfort level. ROHO Shape Fitting Technology makes the difference. The LTV Seat Cushion is made of individual, interconnected air cells that allow air to slowly transfer from chamber to chamber and evenly distribute body weight pressure. Weighing only one (1) pound, the LTV Seat Cushion is lightweight and easy to fold. It can easily be transported from your scooter, to the car or wherever you may need a cushion for use outside of a wheelchair.



The LTV Seat Cushion is available in:

Black UltraLeather

Charcoal Gray Fabric



*Approximate weight of the LTV Seat cushion is 1 lb. / .45 kg.*

*The size of the LTV Seat Cushion is 17" deep x 19" wide / 43cm x 48cm*

*12 - Month Limited Warranty*

# Seat Cushion Sizing Chart

The following sizes are consistent with most ROHO® DRY FLOATATION® standard adult seat cushions. Please follow these easy steps to create the appropriate model number for one of the DRY FLOATATION seating products.

- 1** Select the appropriate prefix for the product in question. QS, 1R (i.e. Single Comp.), 2R (i.e. Dual Comp.), ENH or CS.
- 2** Select the appropriate number of cells (see below for chart) and place behind the previously selected prefix. (i.e. QS88- This represents a QUADTRO SELECT cushion which is 8 cells wide and 8 cells deep).
- 3** Finally, place a C behind the entire letter/number combination. If the product in question is a LOW PROFILE (either single compartment or dual compartment), place an LPC behind the previous characters.

**Example:** QS88LPC: LOW PROFILE QUADTRO SELECT cushion, 15" x 15"  
 ENH1010C: ENHANCER cushion, 18" x 18"  
 1R910LPC: Single Compartment LOW PROFILE cushion, 16" x 18"  
 2R99C: Dual Compartment HIGH PROFILE cushion, 16" x 16" or 17" x 17"

## Chair Size (width x depth)

12" x 12" / 30 cm x 30 cm  
 12" x 13" / 30 cm x 33 cm  
 13" x 13" / 33 cm x 33 cm  
 14" x 14" / 36 cm x 36 cm  
 13" x 15" / 33 cm x 38 cm  
 13" x 16" / 33 cm x 41 cm  
 14" x 16" / 36 cm x 41 cm  
 15" x 13" / 38 cm x 33 cm  
 15" x 15" / 38 cm x 38 cm  
 15" x 16" / 38 cm x 41 cm  
 15" x 18" / 38 cm x 46 cm  
 16" x 15" / 41 cm x 38 cm  
 16" x 16" / 41 cm x 41 cm  
 17" x 17" / 43 cm x 43 cm  
 16" x 18" / 41 cm x 46 cm  
 16" x 20" / 41 cm x 51 cm  
 18" x 15" / 46 cm x 38 cm  
 18" x 16" / 46 cm x 41 cm  
 18" x 18" / 46 cm x 46 cm  
 18" x 20" / 46 cm x 51 cm  
 19" x 18" / 48 cm x 46 cm  
 19" x 20" / 48 cm x 51 cm  
 20" x 16" / 51 cm x 41 cm  
 20" x 18" / 51 cm x 46 cm  
 20" x 20" / 51 cm x 51 cm  
 22" x 18" / 56 cm x 46 cm  
 24" x 18" / 61 cm x 46 cm  
 24" x 20" / 61 cm x 51 cm  
 26" x 20" / 66 cm x 51 cm  
 28" x 20" / 71 cm x 51 cm

## Recommended # of Cells

6 wide x 6 deep  
 6 wide x 7 deep  
 7 wide x 7 deep  
 8 wide x 8 deep  
 7 wide x 8 deep  
 7 wide x 9 deep  
 8\* wide x 9 deep  
 8 wide x 7 deep  
 8 wide x 8 deep  
 8 wide x 9 deep  
 8 wide x 10 deep  
 9 wide x 8 deep  
 9 wide\* x 9 deep  
 9 wide x 9 deep  
 9 wide\* x 10 deep  
 9 wide\* x 11 deep  
 10 wide\* x 8 deep  
 10 wide\* x 9 deep  
 10 wide\* x 10 deep  
 10 wide x 11 deep  
 10 wide x 10 deep  
 10 wide x 11 deep  
 10 wide x 10 deep  
 11 wide\* x 9 deep  
 11 wide\* x 10 deep  
 11 wide\* x 11 deep  
 12 wide\* x 10 deep  
 13 wide x 10 deep  
 13 wide x 11 deep  
 14 wide x 11 deep  
 15 wide x 11 deep

\*Wheels with maximum camber or arms with fabric clothing guards may require narrower cushion size for proper fit. Additional sizes may be available - call for a quotation. Not all sizes are available for the QUADTRO SELECT, CONTOUR SELECT, ENHANCER or LTV Seat Cushion.

## nexus SPIRIT® Cushion

Model	Standard Sizes with 2 Support Pad
NS1414C	14" x 14" / 36cm x 36cm
NS1416C	14" x 16" / 36cm x 41cm
NS1515C	15" x 15" / 38cm x 38cm
NS1616C	16" x 16" / 41cm x 41cm
NS1618C	16" x 18" / 41cm x 46cm
NS1717C	17" x 17" / 43cm x 43cm
NS1816C	18" x 16" / 46cm x 41cm
NS1818C	18" x 18" / 46cm x 46cm
NS2018C	20" x 18" / 51cm x 46cm

Note: Sizes listed represent chair size. Actual cushion size is approximately 1.5"/3.8cm deeper to allow for placement between back support canes.

## MOSAIC® Cushion


Model (with standard cover)	Model (with incontinent cover)	Fits Chair Size
MOSAIC1616C	MOSAIC1616IC	16" x 16" / 41cm x 41cm
MOSAIC1816C	MOSAIC1816IC	18" x 16" / 46cm x 41cm or 16" x 18" / 41cm x 46cm
MOSAIC1818C	MOSAIC1818IC	18" x 18" / 46cm x 46cm

## AirLITE® Cushion

Model	Fits Chair Size
AL1414	14" x 14" / 35.5cm x 35.5cm
AL1515	15" x 15" / 38cm x 38cm
AL1616	16" x 16" / 41cm x 41cm
AL1618	16" x 18" / 41cm x 46cm
AL1716	17" x 16" / 43cm x 41cm
AL1717	17" x 17" / 43cm x 43cm
AL1718	17" x 18" / 43cm x 46cm
AL1720	17" x 20" / 43cm x 51cm
AL1816	18" x 16" / 46cm x 41cm
AL1818	18" x 18" / 46cm x 46cm
AL1820	18" x 20" / 46cm x 51cm
AL1917	19" x 17" / 48cm x 43cm
AL1919	19" x 19" / 48cm x 48cm
AL1920	19" x 20" / 48cm x 51cm
AL2018	20" x 18" / 51cm x 46cm

## HARMONY® Cushion

Model	Fits Chair Size
H1416C	14" x 16" / 36cm x 41cm
H1616C	16" x 16" / 41cm x 41cm
H1618C	16" x 18" / 41cm x 46cm
H1716C	17" x 16" / 43cm x 41cm
H1718C	17" x 18" / 43cm x 46cm
H1816C	18" x 16" / 46cm x 41cm
H1818C	18" x 18" / 46cm x 46cm
H2018C	20" x 18" / 51cm x 46cm



## You Are An **Original**. So Are We...

### **There's only one ROHO.**

We recognize that alternative air cushions market themselves as our equal. In fact, many use ROHO technology as the benchmark for their own promotion. We accept this and welcome such a large compliment.

We are concerned about the consequences of clients being placed on cushions that do not meet adequate quality and performance levels. It's very flattering to be imitated by other manufacturers, but our biggest concern is the health of our clients. All these cushions look basically the same. What you can't see is the quality and strength of the materials, the engineering, research, technology and testing that goes into a ROHO cushion.

A ROHO cushion is a very refined piece of technology and workmanship. More importantly, its performance has been proven thousands of times over. That is not easily duplicated. There is no guarantee that a cushion that looks like a ROHO is going to perform to the high standards of a ROHO.



# ROHO<sup>®</sup>

The ROHO Group is proactive. We are advancing. We are learning. We are continuously educating our staff, clinicians and clients. We are always improving. It isn't possible to separate who we are from what we make.

Every ROHO product is the embodiment of our research, testing, education, quality, service, imagination and passionate people. We were founded by innovation, and we will always strive to remain the company that provides the very best in shape fitting solutions.

*"I've used ROHO mattress overlays for 10 years. The design gives true pressure relief, prevents pressure ulcers and promotes quick healing. I've used ROHO to heal all levels of pressure ulcers on debilitated patients. It's the only overlay that will give heel pressure relief. The bottom line is, the outcomes are better with the ROHO. I don't worry once a patient is on a ROHO."*

Jackie Bangert  
St. Louis, Missouri, USA

## Support Surfaces



## ROHO® DRY FLOATATION®

### Mattress Overlay

a ROHO group product

The ORIGINAL non-powered, adjustable, zoned, pressure-reducing ROHO DRY FLOATATION Mattress Overlay is therapeutic, cost-effective technology at its best. Hundreds of interconnected air cells allow a client with any stage ischemic (pressure) ulcer and/or myocutaneous flap to benefit from a custom-adjusted healing environment.



- Friction and shear relief surface
- Zoned. Four sections each 20" x 34" / 51cm x 86cm
- Adjustable. 3.5" (8.9cm) high air cells adjust to the shape and contour of the body
- Non-powered. Requires no external power source
- Lightweight. Weighs eight pounds per section (3.6 kg) or 32 pounds for a complete system (14.4 kg)
- Drainage holes allow fluids to escape away from incontinent client
- Durable neoprene is flame resistant and can be easily cleaned or steam autoclaved
- Repairable. Extends overall life of mattress
- Covers available

*Approximate Weight: 8 lbs. per section / 3.6 kg per section  
32 lbs. for a complete unit / 14.4 kg for a complete unit*


**24 - Month Limited Warranty**

**Medicare Code: E0371**

## ROHO® DRY FLOATATION® Bariatric Kit

a ROHO group product

Works in conjunction with a standard size ROHO DRY FLOATATION Mattress Overlay to widen the mattress for use with bariatric bed frames. Add-on sections allow the bariatric client the therapeutic benefits of the DRY FLOATATION technology. No user weight limit.



*Approximate Weight: 4 lbs. / 1.8 kg. (per kit)*

*Standard size: 39" and 48" / Custom sizes available*


**24 - Month Limited Warranty**

**Medicare Code: E0371**

## ROHO® DRY FLOATATION® Isolette

a ROHO group product

2.5" (6.5cm) interconnected air cells conform and shape to an infant, providing a low pressure, low shear environment ideal for the at risk infant. This non-powered, adjustable overlay fits standard hospital or home-based isolettes.



*Approximate Weight: 6 lbs. / 2.7 kg.*

**24 - Month Limited Warranty**

**Medicare Code: E1399**

## Reusable Mattress Cover

a ROHO group product

Waterproof, anti-microbial coated fabric. Offers vapor permeability and can be easily cleaned and/or disinfected. Sized 36" x 80" x 8.5", the reusable cover fits over a standard single bed mattress, as well as the ROHO® DRY FLOATATION® Mattress System or the PRODIGY Mattress Overlay®. Insert and leveling pads are also available. Please contact Customer Support for details.



## PRODIGY Mattress Overlay®

a ROHO group product

Non-powered mattress overlay designed for individuals who are at risk for breakdown and/or have Stage 1 or Stage 2 ischemic ulcers.



- Zoned. Three sections each 27" x 35" / 68cm x 89cm
- Adjustable. 6.5" x 6.5" x 3.5" (16.5cm x 16.5cm x 9cm) air cells adjust to the shape and contour of the body
- Non-powered. Requires no external power source
- Durable polyvinyl material can be easily cleaned with soap and water

*Approximate weight: 3.2 lbs per section (9.6 lbs for a complete unit) / 1.5 kg. per section (4.3 kg for a complete unit)*

*Weight limit: 300 lbs / 136.1 kg*

*12 - Month Limited Warranty*

**Medicare Code: E0197**

## Sierra™ Gel Overlay

Manufactured for The ROHO Group

- available in the U.S. only

The Sierra Group I Support Surface Overlay, incorporates a series of gel bladders encapsulated between a high-density polyurethane sculptured foam shell and support base. This combination creates a therapeutic and cost effective support surface.



- For the prevention of pressure sores
- One-piece construction requires no assembly
- Easy to clean, low friction surface
- Elastic corner straps to secure overlay to mattress
- Base foundation is a high-density solid one-piece foam constructed core
- Convoluted high-density polyurethane foam topper
- Cover material is Unitek™, a soft nylon urethane coated OFX non-vapor permeable material
- Bladders contain a waterlike, non-toxic gel solution
- Components meet all fire safety and infection control standards

*Approximate weight: 46 lbs.*

*Weight Limit: 300 lbs*

*Size: 35" x 80" x 3"*

*One year non-prorated warranty on manufacturer's material and workmanship.*

**Medicare Code: E0185**



## SelectAir® Low Air Loss System

a ROHO group product

The *SelectAir* Low Air Loss System is quiet, portable, lightweight and very reliable. The *SelectAir* mattress and power unit provide a cost-effective alternative to other pressure management systems.



- *The Firm Mattress Mode* - helps facilitate nursing care during dressing changes and client repositioning.
- *The Upright Patient Mode* - gives added support when the head of the bed is elevated.
- *The Foot Pillow* - prevents unnecessary skin breakdown due to client migration.

**Mattress Configurations:** Individual baffles divided into 3 sections; head, seat and foot. Integrated side air bolsters reduce the risk of entrapment.

*Approximate Weight: Power Unit - 14.3 lbs. / 6.4 kg.*

*Mattress: 7.6 lbs. / 3.4 kg.*

*System Weight Limit: 400 lbs. / 181.6 kg.*

*Zippered Cover (top surface): Waterproof, vapor permeable*

*Custom sizes are available, please contact Customer Support.*

*One Year Limited Warranty on power unit and soft goods.*

**Medicare Code: E0277**



## SelectAir® Max Low Air Loss System

a ROHO group product

- available in the U.S. and select international markets.

All the benefits of the *SelectAir* plus these special features:

- *System Lock* - prevents accidental adjustments, and automatically resets the system in case of power failure.
- *Auto Comfort* - takes the guesswork out of programming. During set-up, mattress sets optimal pressure according to client's weight distribution.
- *Pulsation* - provides three cycle settings that continually readjust the system to ensure client comfort.

**Mattress Configurations:** Individual baffles divided into 3 sections; head, seat and foot. Integrated side air bolsters reduce risk of entrapment.

*Approximate Weight: Power Unit - 14.3 lbs. / 6.4 kg.*

*Mattress: 7.6 lbs. / 3.4 kg.*

*System Weight Limit: 400 lbs. / 181.6 kg.*

*Zippered Cover (top surface): Waterproof, vapor permeable*

*Custom sizes are available, please contact Customer Support.*

*One Year Limited Warranty on power unit and soft goods.*

**Medicare Code: E0277**

New! **SelectProtect® Safety Enhancement System** helps reduce the risk of patient falls or bed rail entrapments. May be ordered separately or as part of *SelectAir* and *SelectAir Max* systems.



## BariSelect® Low Air Loss System

a ROHO group product

Bariatric clients enjoy ultimate comfort on the BariSelect Mattress. It has two extra inches of depth and a 680-pound weight capacity. It offers more comfort to clients, is less expensive than other fully-integrated systems, and is easier for healthcare workers to operate.

- **Quickset** - allows you to input the client's actual weight, so you can preset the pressure.
- **Optional Hand-Held Control** - allows client to make adjustments as necessary.

Two extra inches of mattress depth, extended widths and specialized software accommodate extra weight capacity.

**Mattress Configurations:** Individual baffles divided into 3 sections; head, seat and foot. Integrated side air bolsters reduce risk of entrapment.

*Approximate Weight: Power Unit - 14.3 lbs. / 6.4 kg.*

*Mattress: 9.7 lbs. / 4.3 kg.*

*System Weight Limit: 680 lbs. / 308.7 kg.*

*Zippered Cover (top surface): Waterproof, vapor permeable*

**One Year Limited Warranty on power unit, hand control and soft goods.**

*\*BariSelect Power Unit is ideal for clients who are between 300 and 680 lbs.*

**Medicare Code: E0277**

## HybridSelect® with HealFloat™

### Low Air Loss System

a ROHO group product

- available in the U.S. and Canada

The HybridSelect with HealFloat is a low air loss mattress system that revolutionizes the overlay market by providing customized comfort and optimal skin protection. The HybridSelect with HealFloat combines the power of SelectAir® Low Air Loss Systems with the ultimate skin protection of a ROHO® HIGH PROFILE® Cushion in the heel area to create an optimal environment for skin healing and protection. This system has it all: skin protection, versatility and simplicity!



*Size offered: Mattress - 4" height x 80" length x 36" width (10cm height x 213cm length x 91cm width). Cushion - 18" x 16" / 48cm x 41cm.*

*System Weight Limit: 300 lbs. / 136 kg.*

**Warranty: 1 - Year Limited Warranty on Power Unit and soft goods, 2 - Year Limited Warranty on ROHO Cushion.**

**Medicare Code: E0372**

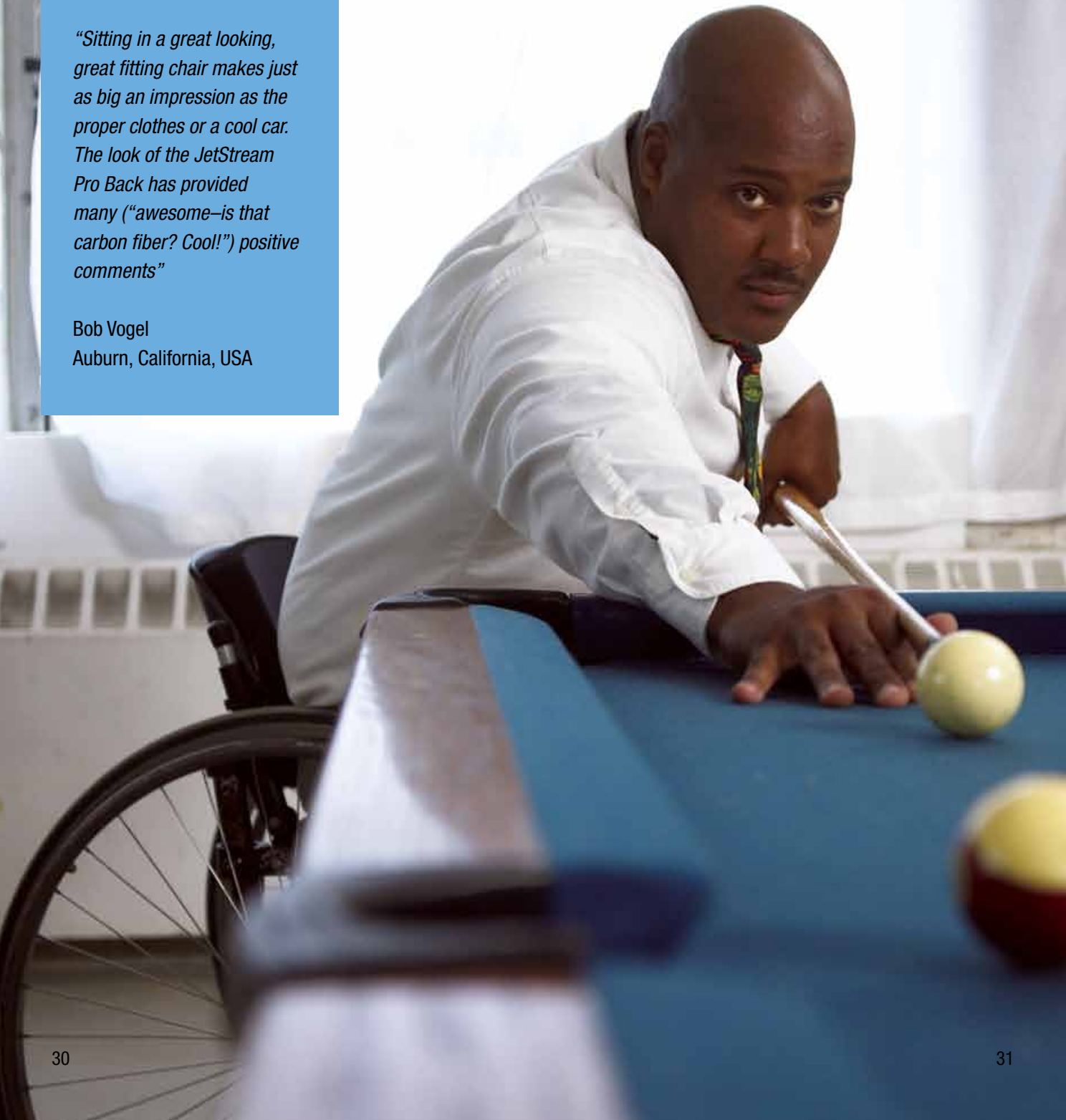


# ROHO<sup>®</sup>

## Back Support Systems

*“Sitting in a great looking, great fitting chair makes just as big an impression as the proper clothes or a cool car. The look of the JetStream Pro Back has provided many (“awesome—is that carbon fiber? Cool!”) positive comments”*

Bob Vogel  
Auburn, California, USA





## Back Support Systems

### JetStream Pro® Back Support System

a ROHO group product  
Manufactured by ADI

The JetStream Pro Back Support System revolutionizes the back support market with a full height back that weighs only ounces more than standard upholstery. With its lightweight and stable design, this ultralight back is specifically designed to maximize the performance of any mobility base. Sharp, clean lines combined with cutting edge materials make the JetStream Pro as appealing to the eye as it is lightweight. The CF (Carbon Fiber) Technology assures the strongest and lightest back available.



JetStream Pro® privacy flap standard with purchase



Lateral pads available in either fixed or swing-away models



Adjustable Hardware

Wide range of sizes: **Standard Back Height** - 16.5" / 42cm, **Mid Back Height** - 13" / 33cm, **Low Back Height** - 10" / 25cm, 14" / 36cm thru 18" / 46cm wide, in 1" / 2.54cm increments  
Approximate Weight: 1 lb. / 13.9 oz (.85 kg.) based on 16" / 41cm wide standard height back, Medium height: 2.25 lb. (1.02 kg.), Approximate Weight Adjustable Back: 2 lb. (.90 kg.) based on 16" (41cm) wide, standard height back

24 - Month Limited Warranty

Medicare Code: E2611



*As an active C5-6 quadriplegic, I spent many years using rigid backrests that proved to be bulky, heavy or uncomfortable.*

*Unsatisfied, I set out to design something that would provide the stability and support I needed, and also fit my demanding lifestyle. This led to the design of the JetStreamPro, the lightest and strongest back support. I feel it has greatly improved my posture and comfort, supporting my active business, travel and leisure lifestyle; I hope you'll discover the same.*

*Todd Hargroder  
President & CEO  
Accessible Designs, Inc.  
Designer of the JetStream Pro*

## Retroback® Back Support System

a ROHO group product

Ease of use and instant comfort –that’s the promise of the new Retroback from The ROHO Group. This unique new back support system simply clips to the existing sling upholstery to improve comfort and support posture. Remove the Retroback by simply lifting it off the upholstery. No tools or hardware required!



The simple yet functional design provides rigidity to compensate for sagging sling wheelchair back upholstery, while increasing sitting tolerance and reducing lower back fatigue.

*Sizes: Models fit wheelchair heights 16" (41cm) to 18" (46cm) and a range of chair widths 15" (38cm) to 20" (51cm).*

*Approximate Weight: Approx. 3 lbs.\* (1 kg) based on 18" (46cm) wide back.*

*\*Varies by size.*

*Weight Limit: 300 lbs.\*\* / 136 kg*

*\*\*Back support must be properly sized to client.*

**12 - Month Limited Warranty**

**Medicare Code: E2611**



Unique Clip On,  
Clip Off Design

## Custom Recliner System

a ROHO group product

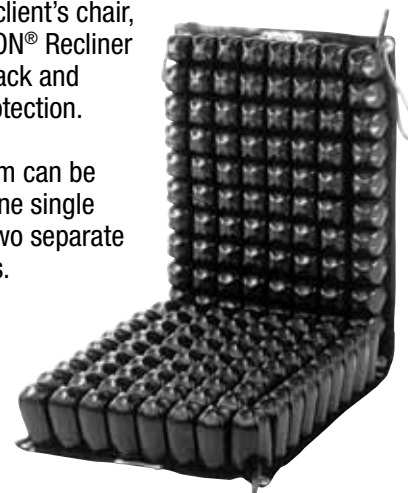
Custom designed to the dimensions of the client’s chair, this DRY FLOATATION® Recliner System provides back and seating surface protection.

The Recliner System can be manufactured as one single back/seat unit or two separate back/seat cushions.

*Approximate average weight of the CUSTOM RECLINER SYSTEM is 12 lbs. / 6 kg.*

**24 - Month Limited Warranty**

**Medicare Code: E2609**



# ROHO<sup>®</sup> Hospital Products

## MISSION STATEMENT

“We will, individually and collectively, provide our customers with superior products, education and services which improve quality of life through shape fitting solutions.

We will create an environment which fosters personal growth, pride, continuous improvement, corporate citizenship and long term company success.”



## Hospital Products

### DRY FLOATATION® O.R. Pad

a ROHO group product

The DRY FLOATATION O.R. Pad is designed for use on operating room tables to promote tissue viability during extended operating procedures. Air cells are 2.5" (6.5 cm) high; drainage holes prevent pooling from caustic solutions.

*Approximate Weight for a full system: 42 lbs. / 19 kg.  
24 - Month Limited Warranty, Cover not included*

### Thyroid Pillow

a ROHO group product

The Thyroid Pillow is designed for clients undergoing surgical procedures which may require hyperextension of the neck or other special positions. Able to position client beneath sterile field. Cost-effective due to its reusability and cleanability.

*Approximate Weight: 2 lbs. / 1 kg.  
24 - Month Limited Warranty, Cover not included*



### Nesting Pad

a ROHO group product

Designed to simulate the womb environment, the Nesting Pad provides a calmer, better sleeping environment for infants. Multi-shaped air cells create a concave surface and immerse infants into the mattress, conforming to body contours and provides a total contact environment.

*Approximate Weight: 7 lbs. / 3 kg.  
24 - Month Limited Warranty, Cover not included*



### Head / Neck Pillow

a ROHO group product

Provides cushioning and support for the head and neck.

*Approximate Weight: 1 lb. / .5 kg.  
24 - Month Limited Warranty, Cover not included*



## Interface Pressure Measurement Systems

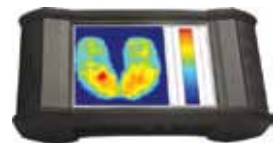
### XSENSOR® X3

by XSENSOR Technology Corporation  
- available in the U.S. through  
The ROHO Group

Interface pressure imaging systems provide objective measurements to assist clinicians in understanding how positioning, support surfaces, and alterations can impact a client's circulation, recovery and well-being. XSENSOR pressure measurement systems are leading the industry in ease of use and portability.

### XSENSOR® X3 DISPLAY

by XSENSOR Technology Corporation  
- available in the U.S. through  
The ROHO Group



X3 DISPLAY is XSENSOR's answer to the need for improved pressure imaging portability and convenience. This platform is the easiest system to setup, carry, use and share your dynamic pressure images. X3 DISPLAY has pressure imaging software pre-loaded, and auto-configures to the sensor specifications and calibration files. This platform was designed to meet the needs of clinicians, out-of-lab research and human interface design.

- Handheld portable electronic data logging and data display device
- 6.4 inch 640 x 480 pixel 16 bit resolution LCD screen display with Touchscreen
- Direct sensor (s) connection to the X3 DISPLAY
- PC/Laptop USB connection for data downloading and synchronization
- One sensor port connection, which can support up to three individual sensors\* at one time
- CompactFlash and Secure Digital memory card ports
- Data synchronization port with two-way communications
- Connection ports for microphone and headphones
- PS2 keyboard, PS2 mouse and VGA device port
- Internal Lithium Ion batteries provide up to 3 hours of use
- Direct power supply and battery charger



\* Sensors with 4096 or fewer sensing points connected to X3 node



## XSENSOR® X3 System

by XSENSOR Technology Corporation  
- available in the U.S. through  
The ROHO Group



XSENSOR's X3 Technology Series pressure imaging systems offer rehabilitation professionals enhanced plug-and-play functionality and portability. X3 technology provides a dynamic and easy-to-use tool for analyzing and assessing patients. X3 technology provides users with faster processing speeds, increased accuracy and repeatability and enhanced durability.

- Compact, light-weight electronic data logging device.
- Connects the sensor (s) to a PC/laptop computer USB.
- Connects to universal power supply.
- The X3 platform is used in a variety of medical, industrial and point-of-sales applications. It provides one data port. Can support up to 3 sensors with the use of an X3 NODE.
- The X3 PRO platform used in multi-sensor or data intensive applications. It provides four data ports and can support up to 12 sensors with the use of X3 NODE.

## XSENSOR® X3 SENSOR PADS

### PX SERIES SENSOR PADS

- Made with ultra-thin, flexible sensors, XSENSOR's systems feature supple sensor pads that form to the contours of uneven surfaces. All sensor pads are durable and are designed to withstand rigorous and frequent clinical use, with slip-resistant polyester covers to ensure easy patient maneuvering.



- Thin – less than 1mm thick
- Conforming, flexible material conforms to surfaces
- Durable – designed to withstand daily patient use
- Holds calibration. May need to be calibrated only 2 to 3 times per year
- High resolution ensures accurate data measurement of smaller body parts

## XSENSOR® X3 LX100 High-Accuracy Sensor Series- Now Available

by XSENSOR Technology Corporation  
- available in the U.S. through The ROHO Group

LX series sensors are the most advanced and accurate interface pressure sensors offered by XSENSOR.



- High repeatability
- High level of calibration stability
- In XSENSOR's testing, calibration stability for the LX100 sensor remained within +/- 2% full scale of the initial calibration after five years of accelerated lifetime testing, based on the ASTM 1566-99 (section 9) standard.

## XSENSOR® X3 MEDICAL v6.0 Software

by XSENSOR Technology Corporation

- available in the U.S. through

The ROHO Group

X3 MEDICAL v6.0 software provides live, dynamic pressure imaging capabilities to clinicians, medical researchers, and durable medical equipment (DME) dealers. Users can choose between two pressure imaging modes. The Seating Assessment Guide uses a simple, four-step process to gather consistent data, compare seating surfaces, and generate detailed reports. The Basic Session mode is a fast way of recording client interface pressures and analyzing data.

XSENSOR Software Version 6.0		
FEATURES	X3 MEDICAL <i>(installed on PC)</i>	X3 DISPLAY <i>(installed on display)*</i>
<b>GENERAL</b>		
Capture Static Pressure Image	●	●
Dynamic Preview Mode	●	●
Automatic Calibration File Detection	●	●
Magnifier Window	●	●
Pressure Range Selection	●	●
Calibrated or Raw Output	●	●
Record a Dynamic Pressure Imaging Session	●	●
Screen Capture	●	
Help Information	●	
Client/Patient Explorer Window	●	
Attach a Subject Image File to the Session	●	
Data Import and Export	●	
Pressure Movie Creation	●	
Session Compare	●	
Sensor Calibration Wizard	Modelled	
Comments/Notes	●	File only, no frame comments
Video Synch	●	
<b>ANALYSIS AND STATISTICS</b>		
Peak Pressure	●	●
Contact (Support) Area	●	●
Average Pressure	●	●
Mean Reading	●	
Center of Pressure	●	
Sensor Cell Group Analysis	●	
<b>VIEWS</b>		
2D	●	●
3D	●	●
Frame compare	●	●
Histogram	●	●
Pressure vs. Time	●	●
Numeric Mode	●	
Configurable Multi-View	●	

\* X3 Display packages include X3 Medical software and X3 Display software which is pre-loaded from the factory.

## Seating Accessories

### Contour Base

a ROHO group product

The lightweight, molded base provides a solid foundation for sling seat wheelchairs. Easily fits under the cushion inside the ROHO cushion cover.

- Promotes symmetrical seating
- Prevents rotation of the femurs
- Provides anti-thrust

Approximate Weight: 1.5 lbs. / 0.7 kg.

12 - Month Limited Warranty



### Planar Solid Seat Insert

a ROHO group product

The ROHO Planar Solid Seat Insert provides a solid base for use with ROHO cushioning products. Made of a polyurethane coated birch plywood, the 3/8" (1 cm) insert easily fits under the cushion, inside the ROHO cushion cover. Maximum size - 24" x 24"

- Eliminates the hammocking effect of sling seats
- Helps prevent internal rotation of the femurs

Approximate Weight: 2 lbs. / 0.9 kg.

12 - Month Limited Warranty



### ROHO® Heavy Duty Cover

a ROHO group product

Introducing the new ruggedly constructed cover that protects ROHO cushions from rough wear & tear, fluids and the degenerating effects of poor quality ozone.

ROHO users can be confident that this new cover will help protect their cushion from rough use and wear and tear. It is also ideal for protection against incontinence with its fluid-resistant material and durable construction. The durable cover design still allows users to benefit from the therapeutic skin protection of their ROHO cushion.

- Fluid-resistant, durable material
- Rugged construction
- Antimicrobial, antibacterial and antifungal
- Double pull zipper allows for easy access to the ISOFL0 Memory Control
- Sizes available to fit most ROHO cushion models


Available in sizes to fit all standard size ROHO® DRY FLOATATION® seat cushions.

6 - Month Limited Warranty



## Designer Covers

Personalize your cushion with unique styles that showcase your personality! **Custom order to fit your cushion.**  
91% Polyester / 9% Lycra Top Cover / Snap closure  
Available for sale at [www.therohogroup.com](http://www.therohogroup.com)



On The Beach



Midnight Safari



Stars N Stripes



Watercolor



Go Tigers




Rainbow Tie Dye



My Teddy Bear



Kaleidoscope



Musical Magic



Zebra Stripes



Camo

*\*All designer covers are non-returnable. No exchanges.*

## Universal Cushion Cover

a ROHO group product

The cover has a stretch Lycra® top material that is a durable heavy weight fabric, with a soft feel. The side material is composed of a 3-layered knit polyester spacer fabric, which provides superior air circulation that ventilates and cools the user. The fluid proof, solid, non-skid base material offers a durable easy to clean surface. The cover has the added feature of Velcro® straps placed on the bottom, to allow the user to attach the cushion to their chair.

Standard with all HIGH PROFILE®, LOW PROFILE®, QUADRO SELECT®, LOW PROFILE® QUADRO SELECT, CONTOUR SELECT®, ENHANCER®, Custom Recliner System, PACK-IT®, custom and special cushions. Covers can also be custom made.



## Special Application Cushions

### Lumbar Support Cushion

a ROHO group product

The Lumbar Support cushion is available in a standard model, or can be customized to the needs of the client. Design provides relief from back pain or fatigue. Standard in 4" (10 cm) cell height.



*Approximate Weight: 1.25 lbs. / 0.6 kg.  
24 - Month Limited Warranty, Cover not included*

### Sacral Support Cushion

a ROHO group product

The Sacral Support cushion is custom designed to the client's specification. Available in 1" (3 cm) to 4" (10 cm) cell heights.



- Designed to help prevent sacral pressure sores
- Encourages proper positioning

*Approximate Weight: 1 lb. / 0.5 kg.  
24 - Month Limited Warranty, Cover not included*

### MINI-MAX® Cushion

a ROHO group product

Designed for short term needs of the active client with low risk of skin breakdown, the MINI-MAX cushion provides significant shock and impact absorption, skin protection and stability.



- Minimizes sitting and pressure shearing
- Excellent for sports

*Approximate Weight: 2 lbs. / 0.9 kg.  
24 - Month Limited Warranty*

## PACK-IT® Cushion

a ROHO group product




Designed for short term needs of active clients, the PACK-IT cushion is excellent for athletic competition, bathing, traveling, or as a scapular, sacral or lumbar support.

- Absorbs shock and impact

*Approximate Weight: 1 lb. / 0.5 kg.  
24 - Month Limited Warranty*

## HEAL PAD®

a ROHO group product



The HEAL PAD offers an adjustable therapeutic environment which aids in the healing of heel and elbow ischemic ulcers.

- Minimizes shear and friction
- Multiple client use

*Approximate Weight: 12 oz. / 96 kg.  
24 - Month Limited Warranty, Cover not included*

## Toilet Seat Cushion

a ROHO group product




The Toilet Seat cushion is designed for standard size toilet seat and portable bedside commodes. Maximizes stability of the client while protecting from a potential risk of tissue breakdown.

- Positions the body securely

*Approximate Weight: 1.25 lbs. / 0.6 kg.  
24 - Month Limited Warranty, Cover not included*

## Shower / Commode Cushion

a ROHO group product



Designed to fit shower / commode chairs, the Shower / Commode Seat cushion offers the therapeutic benefits of ROHO® DRY FLOATATION® technology.

*Approximate Weight: 1.75 lbs. / 0.8 kg.  
24 - Month Limited Warranty, Cover not included*

## ADAPTOR® Pad

a ROHO group product



The self-contained AIR SPRING® ADAPTOR Pad can be used as an interface on virtually any flat or contoured surface to protect soft tissues. Especially useful when cut to fit various surface shapes such as sides of wheelchairs, trays, head and foot rests, inside of helmets, or anywhere uncontrolled movement may need protection.

- Absorbs shock
- Protects against shear and friction
- Enhances soft tissue protection

*Approximate Weight: .75 lbs. / 1.3 kg.  
24 - Month Limited Warranty, Cover not included*

## Other replacement parts available:

- Pumps
- Heal Pad Straps
- Inflation Valves
- Repair Kits
- Cushion Retainer



### Custom Variations

Cushions designed to meet a client's size, diagnosis, and needs. All cushions may be custom designed with any combination of the following techniques:

- Vary number of valves / compartments
- Vary cell heights
- Add or delete cell rows beyond dimensions of standard size models
- Remove sections or cells (i.e. cut-outs)
- Ventilation / Drainage openings through base of cushion

Additional product variations:

**Lateral Support** cushions which attach directly to wheelchair lateral supports.

**Custom Molded seating inserts**, which fit inside custom molded seats to offer the client increased tissue protection and reduced shock, impact, friction and shear.

**Spina Bifida** cushions are custom designed based on the needs of the clients with Spina Bifida.

**Saddle Cushions**, both Western and English models. Custom made to design specifications to minimize shock, impact, friction and shear.

**Returns:** All returns require prior authorization from ROHO, Inc. and are subject to a restocking charge. Before returning your product, contact our Customer Support Department at 1-800-851-3449 toll free in the U.S.A. Outside the U.S.A., contact the nearest ROHO International distributor. See our web site ([www.therohogroup.com](http://www.therohogroup.com)) for a current list of ROHO International distributors.

Please note that custom ROHO products and XSENSOR products are not returnable. For special return instructions for the Sierra Gel Overlay, contact our Customer Support Department at 1-800-851-3449 toll free in the U.S.A.

**Repairs:** If you require a repair, you may return your product for assessment. Before returning your product to ROHO, Inc., contact our Customer Support Department at 1-800-851-3449 toll free in the U.S.A. for a Return Authorization Number. A Return Authorization Number must be obtained from ROHO, Inc. and a completed Return Authorization Form must be included with your product when returned. The Return Authorization Form can be obtained from our website at [www.therohogroup.com](http://www.therohogroup.com) or by contacting Customer Support. Outside the U.S.A., contact the nearest ROHO International distributor. See our web site ([www.therohogroup.com](http://www.therohogroup.com)) for a current list of ROHO International distributors.

Be advised that a charge will be assessed for any service provided for a product that does not qualify under the product's warranty.

Failure to submit a Return Authorization Form may result in the product being returned without evaluation or repair.

**Note:** All seat cushions, except the ADAPTOR® Pad and AirLITE® cushions, include the inflation pump, repair kit and operating instructions.





**Proven performance,  
quality & service.  
When it counts.**



100 NORTH FLORIDA AVENUE  
BELLEVILLE, IL 62221-5429, U.S.A.  
[www.therohogroup.com](http://www.therohogroup.com)  
[cs@therohogroup.com](mailto:cs@therohogroup.com)  
U.S. & Canada: 1.800.851.3449  
Fax: 1.888.551.3449  
Outside the U.S. & Canada: 1.618.277.9150  
Fax: 1.618.277.6518

For additional information, please contact:

