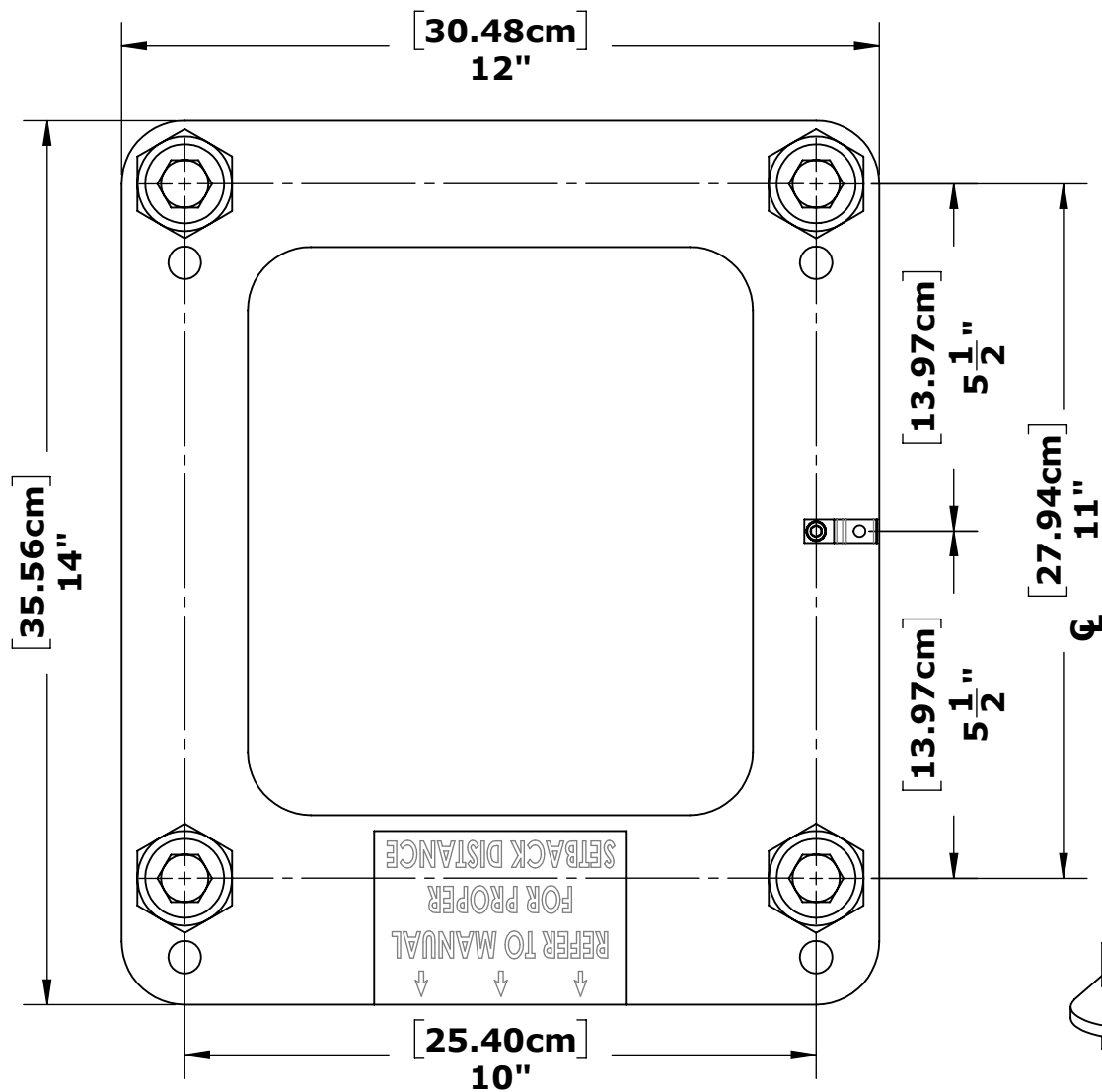
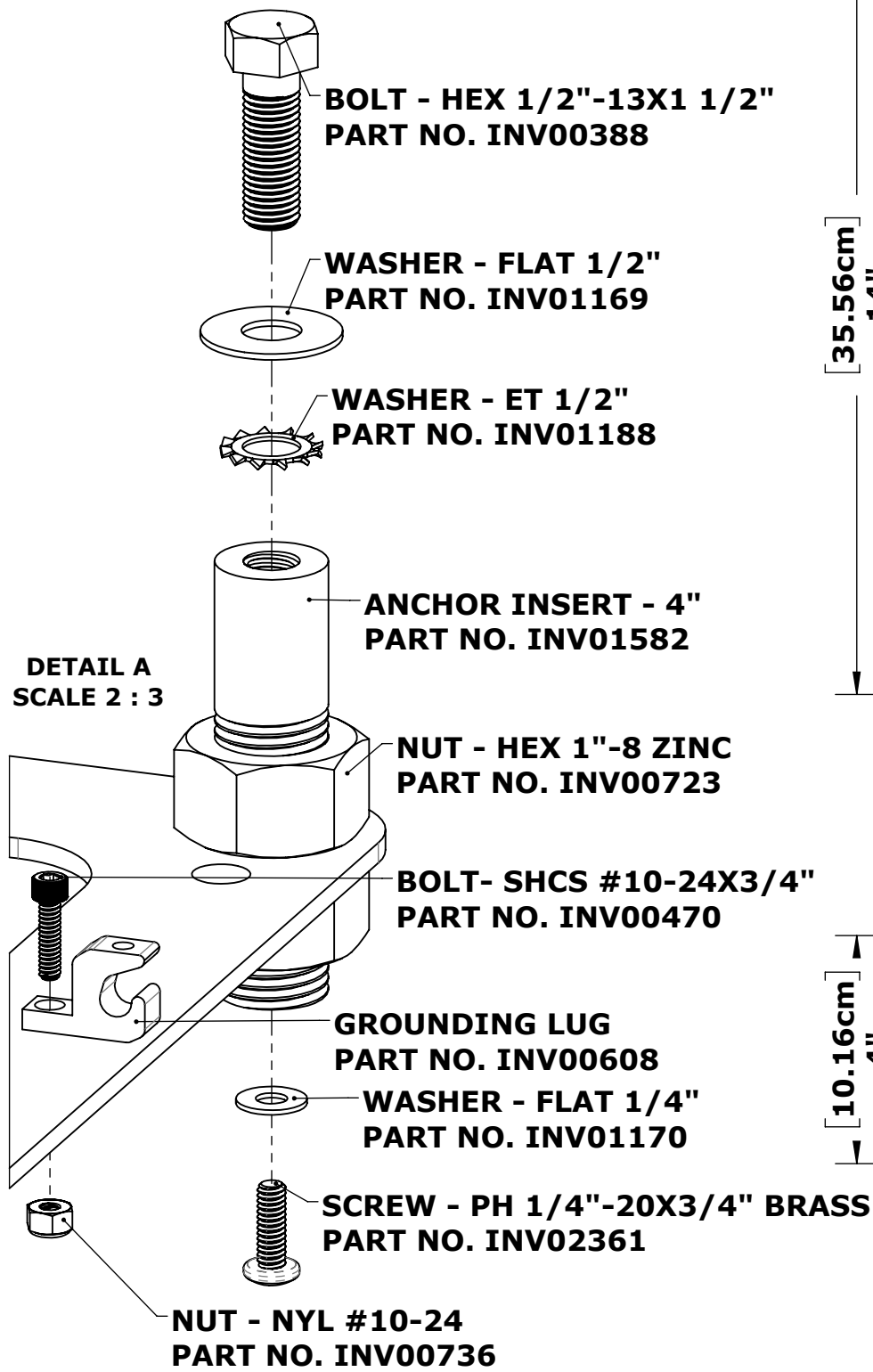


TOLERANCES

DIMENSIONS ARE IN INCHES
UNLESS OTHERWISE SHOWN
FRACTIONAL: ±1/16
ANGULAR: ±1°
TWO PLACE DECIMAL: ±.01
THREE PLACE DECIMAL: .. ±.005



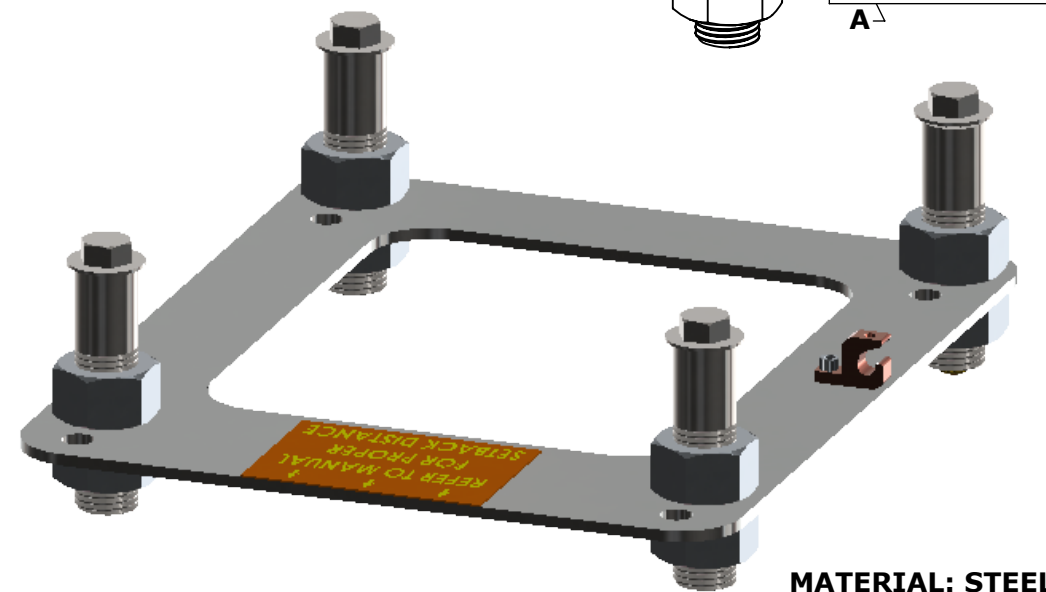
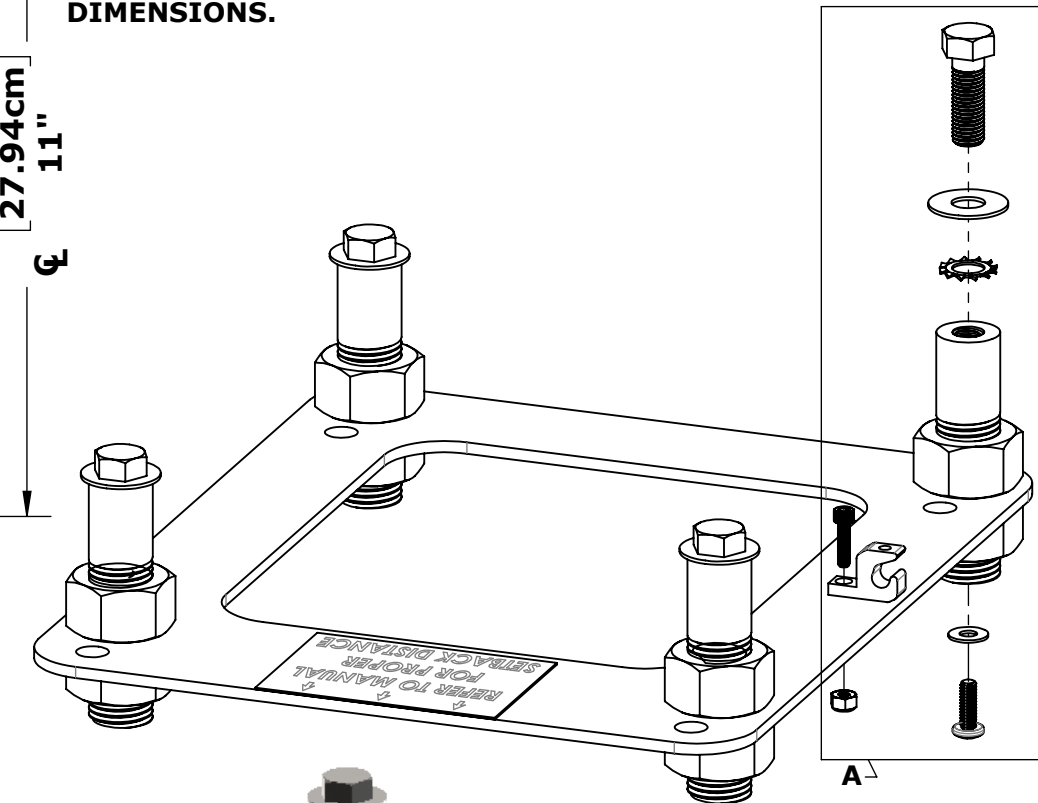
EDGE OF POOL
REFER TO MANUAL FOR PROPER SETBACK



ANCHOR - EMBEDDED 4IN.
OPTIONS/ACCESSORIES
PART NO. F-04CAJP

SPECIFICATIONS:

THE AT ANCHOR JIG PLATE ASSEMBLY PROVIDES SEVERAL ANCHORING SOLUTIONS FOR ALL AQUA CREEK AT-SERIES LIFTS; INCLUDING THE PRO POOL-AT & RANGER-AT. THE AT ANCHOR JIG PLATE ASSEMBLY CAN BE USED FOR EXISTING OR NEW CONSTRUCTION POOL & SPA DECKS. FOR NEW CONSTRUCTION THE ANCHOR JIG PLATE IS EMBEDDED IN THE CONCRETE DECK AND IS BONDED USING A SOLID COPPER DIRECT BURIAL TYPE LUG. FOR EXISTING DECKS THE JIG PLATE ACTS AS A TEMPLATE AND A HOLDING FIXTURE. SEE THE LIFT'S OWNERS MANUAL FOR INSTALLATION INSTRUCTIONS & DIMENSIONS.



MATERIAL: STEEL
FINISH: MILL
APPROX. WEIGHT: 10.97 LBS.



9889 GARRYMORE LANE
MISSOULA, MT 59808
(406) 549-0769
FAX (406) 549-2602
www.AquaCreek.com

PROPRIETARY AND CONFIDENTIAL INFORMATION

THIS DRAWING AND ALL INFORMATION CONTAINED HEREIN IS THE SOLE PROPERTY OF AQUA CREEK PRODUCTS LLC. ANY REPRODUCTION IN PART OR AS A WHOLE WITHOUT WRITTEN PERMISSION FROM AQUA CREEK IS PROHIBITED.

*SPECIFICATIONS ARE SUBJECT TO CHANGE WITHOUT NOTICE

REVISIONS			
REV.	DESCRIPTION	DATE	APPROVED
P1	PRODUCTION RELEASE	5/27/2021	J.MAXWELL

MODEL
P1
REVISION

ANCHOR - EMBEDDED 4IN. - F-04CAJP

51-163-220

SCALE
1:3

SHEET
1