

ISA™

Invacare® Stand Assist Premier Series Lift



Designed for safe and comfortable transfers

Lower leg support | Extendable lifting arm | Ergonomic hand grips



Yes, you can.®

An evolution in stand assist lifts

Invacare stand-assist lifts are designed to help promote independence while relieving the lifting burden from the caregiver, with features intended to deliver ease of use, maneuverability, and versatility.

Introducing the Invacare Stand Assist lift

The new Premier Series Invacare Stand Assist (ISA) lift offers optimal functionality and an innovative feature set for maximum comfort and security when transferring weight-bearing residents and patients, as well as those needing rehabilitation support.

The difference is in the details. The sleek and modern design was driven by customer insights, with a goal of incorporating what was most valued in a stand-assist lift while bringing in new features to enhance the user and caregiver experience. Assembly and dismantling can be done without any tools, making equipment setup and transport easier than ever.*



Designed to offer an enhanced lifting experience for the patient, resident and caregiver

ISA offers multiple features to adapt to the **user's body shape and proportion.**

Design improvements for patients and residents

- ▶ **Ergonomic hand grips:** fit the natural shape of the hand and position of the wrist.
- ▶ **Extendable lifting arm:** multiple length options to accommodate varying user heights and arm proportions.
- ▶ **Lower leg support:** adjustable height settings to comfortably fit any lower leg dimension.
- ▶ **Foot plate:** Removable foot plate feature allows for gait-training and restorative care.

Design improvements for caregivers

- ▶ **Push bar:** Ergonomic shape aligns with shoulders and elbows to aid in maneuvering.
- ▶ **Foot pedal:** Foot pedal base operation allows the use of body weight to widen the base and limit upper body strain.**

NEW

**EXCLUSIVE
FEATURES**

Extendable lifting arm

- ▶ The **TelescoLift** feature is designed to adjust to nine different lengths to accommodate a variety of users.

Ergonomic hand grips

- ▶ The unique design fits the natural shape of the hand for a **safe and comfortable grip**.

Lower leg support

- ▶ The lower leg cushion is designed to provide six height positions with swivel **ErgoSupport** for **optimum comfort**.

Additional features

- ▶ **Foot plate:** Short and tall footplate accessory options to help ensure the most comfortable fit for multiple users.
- ▶ **Push bar and foot pedal:** ergonomic shape for easy lift operation.
- ▶ **Sling hooks:** flexible and secure hooks for a quick, straightforward sling attachment.
- ▶ **Leg band:** padded accessory for added comfort. Easy to remove and washable.
- ▶ **Curved legs:** ergonomic shape for easy maneuvering around chairs and commodes.



3 key features and benefits



◀ Ergonomic hand grips

Positions the hands in a natural, comfortable and intuitive way

- Unique shape with a curved angle, offering a more natural position for the hand.
- Aligns with the shoulders to minimize body strain.
- Soft touch material for comfort during transfers.



◀ Extendable lifting arm PATENT PENDING

Adapts to user height, condition and preference

- Nine length positions on one lift accommodates multiple users.
- Easy access lever and self-locking mechanism makes arm adjustments quick and secure.
- Tip: place in the first position for easy storage and a compact footprint.



◀ Lower leg support PATENT PENDING

Lower leg reinforcement for enhanced comfort

- Simple one hand height adjustment with six positions, no tools required.
- Smooth foam cushions can be easily replaced when needed.
- ErgoSupport feature follows the natural lower leg movement for enhanced comfort.

Introducing the **ISA** family

A versatile product range of stand assist lifts for active transfers

ISA has two base models with different load capacities, dimensions, and accessories, from simple to more advanced lifts for both home care and long-term care needs.



ISA^{COMPACT}

Smaller footprint designed to allow for easier maneuverability in environments where space is limited.

Weight Capacity 350 lb.

Lifting Range 37.8"-64.4"



ISA^{XPLUS}

Our premium model offers best-in-class features and service monitoring capability for optimal functionality.

450 lb.

37.8"-64.4"

Accessory Options:

Product

Product Number

▶ Two-point and four-point stand-assist slings available in a variety of sizes and fabrics.

▶ Leg band for improved stability

AP60121194

▶ Tall and short footplate

Tall:
AP60128425
Short:
AP60128426

▶ Hand lever for manual leg spread (**COMPACT** model only)

AP1651334-7016

▶ **NEW** Lithium Ion battery

AP1664189







▶ **NEW** Service Data Toolkit (**XPLUS** model only)







AP1541967



Specifications ▼

All measurements are taken with 4 in. castors, intermediate foot plate and 176 lb. user.
All measurements are taken with a tolerance of +-3%.

	 model # ▼	 Weight Capacity ▼	 Product Weight ▼	 Height at Sling Hookup ▼	 Base Width (Closed) ▼	 Inside Width (Open) ▼
ISA^{XPLUS}	ISAXPLUS	450 lb.	115 lb.	37.8"-64.4"	25.3"	40.1"
ISA^{COMPACT}	ISACOMPACT	350 lb.	99 lb.	37.8"-64.4"	21"	29"

	 Base Length ▼	 Clearance ▼	 Emergency Controls ▼	 Battery ▼	 Lifts per Charge* ▼	 Limited Warranty ▼
ISA^{XPLUS}	50.4"	4.5"	Stop, Up and Down	24V DC 2 w/Unit	82 cycles	5 Years Lift 2 Years Electronics
ISA^{COMPACT}	36.4"	4.5"	Stop, Down	24V DC 2 w/Unit	82 cycles	5 Years Lift 2 Years Electronics

*With battery charge between 100% to 50%