


## 6530-6531 Care Cliner Parts List




## PARTS LIST

Image Number	Note	Part Number	Description	QTY per Product
1	D	404500	CASTER, STEEL 5" TOTAL LOCK	4
<b>VERSION 1</b>				
2	A,E	400550	CASTER, NYLON 5" TOTAL LOCK (NO LONGER AVAILABLE)	3
2	A,C,E	400560	CASTER, NYLON 5" DIRECTNL LOCK (NO LONGER AVAILABLE)	1
3	F	<b>200560K</b>	<b>OBSOLETE DIRECTIONAL CASTER REPLACEMENT KIT</b>	1
<b>VERSION 2</b>				
3	B	400575	CASTER, NYLON 5" TOTAL LOCK W/PRECISION BEARING WHEEL, STD COLOR	3
3	B,C	400585	CASTER, NYLON 5" DIRECT. LOCK W/PRECISION BEARING WHEEL, STD COLOR	1
1,2,3		566401	BOLT-CARRIAGE 1/4-20 X 1 1/2 ZINC	4
1,2,3		566204	NUT-1/4-20 HEX NYLON LOCKNUT ZINC	4
1,2,3		702250	CASTER INSERT, 1" RND X 16 - 18 GA	4
4		244675	653A MAIN FRAME WELDED	1

## NOTES

Note	Description
A	VERSION 1 = 653's made BEFORE serial # 653A111345
B	VERSION 2 = 653's made from serial # 653A111345 to Present
C	400560 or 400585 is installed on the LEFT REAR of chair frame. (GREEN BRAKE TAB)
D	404500 are for ALL versions of 6531 models
E	This item is no longer available. MUST order kit <b>200560K</b> . See NOTE F
F	This kit available as a replacement for 400560 & 400550. It includes the first 4 items listed under VERSION 2
	<i>Left &amp; Right is determined - as if sitting in the chair</i>

## 6530-6531 Care Cliner Parts List



## PARTS LIST

Image Number	Note	Part Number	Description	QTY per Product
1		<b>216730K</b>	<b>557A STYLE SEAT FRAME KIT</b>	1
1	A	216730	WELDED SEAT FRAME 557A	1
1	A	566515	SCREW-MACH 10-24 X 1 3/4 PAN PHILLIP M/S ZINC	4
1	A	700700	SQ 1" CAP, GRAY	2
2		<b>200800K</b>	<b>653 MECHANISM KIT</b>	1
2	A	400811	MECHANISM, RECLINER, LEFT 525/529/653	1
2	A	400821	MECHANISM, RECLINER, RIGHT 525/529/653	1
2	A	402670	MID OTTOMAN BRKT LEFT	1
2	A	402680	MID OTTOMAN BRKT RIGHT	1
2A	A	566506	SCREW-MACH 1/4-20 X 1 1/2 RND PHIL M/S ZINC	6
2B, 3	A	566401	BOLT-CARRIAGE 1/4-20 X 1 1/2 ZINC	4
2	A	566504	SCREW-MACH 1/4-20 X 3/4 RND PHILLIP M/S ZINC	4
2A, 2B, 3	A	566204	NUT-1/4-20 HEX NYLON LOCKNUT ZINC	14
3	B	<b>216740K</b>	<b>557A STYLE SEAT FRAME W/MECH KIT</b>	1
4		704300	SAFETY SHIELD, BLACK (L&R PAIR)	1 PAIR

## NOTES

Note	Description
A	It is NOT recommended that these parts be sold seperately however in special cases they can be.
B	All parts listed above are included in this kit
	<i>Left &amp; Right is determined - as if sitting in the chair</i>

## 6530-6531 Care Cliner Parts List


1




2



3



4



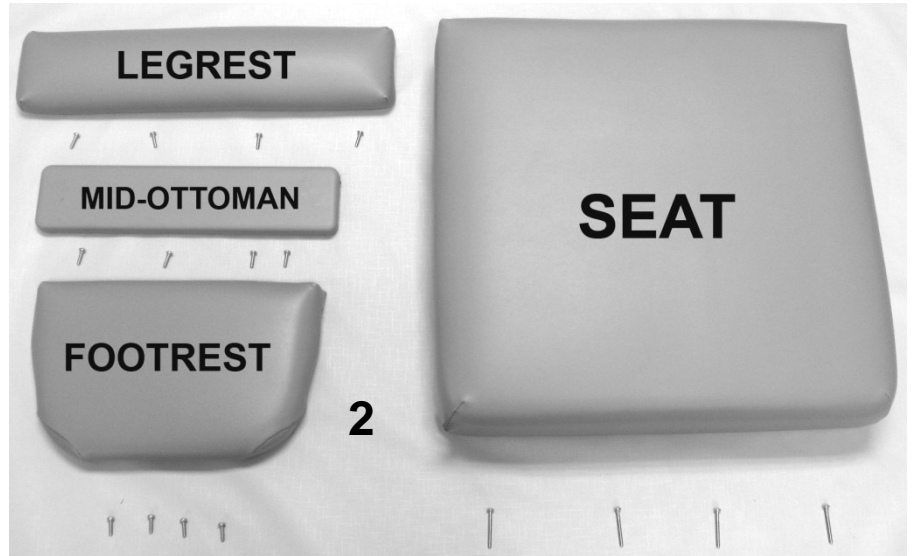

## PARTS LIST

Image Number	Note	Part Number	Description	QTY per Product
1		243204W	BACK FRAME W/WEBBING (653-655-690-694)	1
1	A	200025K	CLEVIS/COTTER PIN ASSM. KIT	2
2		243205K	653 RELEASE HANDLE ASSM KIT	1
2	D	243205	653 RELEASE HANDLE	1
2	D	566512	SCREW-MACH 10-24 X 1 PAN PHILLIP M/S ZINC	1
2	D	566321	WASHER-SBUP 3/16 STEEL BACK WASHER	1
2	D	566219	CAP NUT, 10-24 STAINLESS STEEL	1
2	D	566310	WASHER-1/4 NYLON F/W (.275 X .50 X .0625)	3
2	D	566606	1/4-20 X 1 1/2 HEX CAP SCREW, ZINC, FULLY THREADED	2
2	D	566206	NUT-1/4-20 HEX 2-WAY LOCK NUT ZINC	2
3	B,C,F	U0208XX	UPHOLSTERED BACK	1
3	B,C	HC00-XX	HEADREST COVER	1
4A		203500K	CONTROL CABLE REPLACEMENT KIT	1
4A	D	403500	CONTROL CABLE 34"	1
N/A		566512	SCREW-MACH 10-24 X 1 PAN PHILLIP M/S ZINC	1
N/A	D	566219	CAP NUT, 10-24 STAINLESS STEEL	1
N/A		566321	WASHER-SBUP 3/16 STEEL BACK WASHER	1
N/A		566310	WASHER-1/4 NYLON F/W (.275 X .50 X .0625)	1
4B		200025K	CLEVIS/COTTER PIN ASSM. KIT	2
4C	E	205210	CLINICAL CHAIR GAS CYL. W/OPERATOR ASSM'D & ADJUSTED	1

## NOTES

Note	Description
A	Parts are included with 243204W
B	XX- Use color code for specific part number i.e. 02 - Royal Blue
C	HEADREST COVER is a separate item & is NOT included with the uph. back when ordering
D	It is NOT recommended that these parts be sold separately however in special cases they can be.
E	When ordering it is recommended that part # 200025K be ordered as well.
F	For chairs with Heat and Massage or Heat ONLY option see "Heat & Massage Identifiers" below
OPTIONS	For TB133 Add TB after Part Number i.e. U020802TB
	Use <b>00</b> if option is not needed i.e. U020802 <b>00</b> HM for upholstered back without TB & with HM/HT
	<b>Heat &amp; Massage Identifiers</b>
M5	For chairs w/ heat/massage made 04-01-14 to present add identifier after TB option i.e. U0207XX <b>TBXX</b>
M4	For chairs w/ heat/massage made 05-18-12 to 03-31-14 add identifier after TB option i.e. U0207XX <b>TBXX</b>
M3	For chairs w/ heat/massage made 06-22-10 to 05-17-12 add identifier after TB option i.e. U0207XX <b>TBXX</b>
M1	For chairs w/ heat/massage made 01-01-08 to 06-21-10 add identifier after TB option i.e. U0207XX <b>TBXX</b> Any chairs manufactured before January 2008 may not be available. A photo must be taken of controller (located on bottom of chair) & sent to customer service/engineering for verification.
	<b>Heat ONLY Identifiers</b>
H5	For chairs w/ heat only made 04-01-14 to present add identifier after TB option i.e. U0207XX <b>TBXX</b>
H4	For chairs w/ heat only made 05-18-12 to 03-31-14 add identifier after TB option i.e. U0207XX <b>TBXX</b>
H3	For chairs w/ heat only made 06-22-10 to 05-17-12 add identifier after TB option i.e. U0207XX <b>TBXX</b>
H1	For chairs w/ heat only made 01-01-08 to 06-21-10 add identifier after TB option i.e. U0207XX <b>TBXX</b> Any chairs manufactured before January 2008 may not be available. A photo must be taken of controller (located on bottom of chair) & sent to customer service/engineering for verification.

## 6530-6531 Care Cliner Parts List



PARTS LIST				
Image Number	Note	Part Number	Description	QTY per Product
1	A	U1403XX	FRONT APRON	1
1	A	U1503XX	REAR APRON	1
1		229910	APRON SLAT, FRONT (653 STYLE)	2
1		566534	SCREW-TAP 10 X 3/4 RND WASHER SQ T/S ZINC	13
2	A	U1003XX	UPHOLSTERED LEGREST	1
2	A	U1201XX	UPHOLSTERED MID-OTTOMAN	1
2	A	U1104XX	UPHOLSTERED FOOTREST	1
2		566511	SCREW-MACH 10-24 X <u>3/4</u> " PAN PHIL M/S ZINC	12
2	A,B,C	U0301XX	UPHOLSTERED SEAT	1
2		566515	SCREW-MACH 10-24 X <u>1 3/4</u> " PAN PHILLIP M/S ZINC	4
N/A	C	490014	JUMPER , SEAT HEATING ELEMENT TO CONTROL MOD.	1

NOTES	
Note	Description
A	XX- Use color code for specific part number i.e. 02 - Royal Blue Screws needed to attach this product are included
B	For chairs with Heat and Massage or Heat ONLY option see " <b>Heat &amp; Massage Identifiers</b> " below
C	Chairs with heat & massage or heat ONLY option made PRIOR to 01-01-2008 will need to order <b>490014</b> at NO ADDITIONAL CHARGE
OPTIONS	For TB133 Add TB after Part Number i.e. U0301XTB
	Use <b>00</b> if option is not needed i.e. U0301XX <b>00</b> HT For Upholstered Seat without TB w/ HT
<b>Heat &amp; Massage &amp; Heat ONLY Identifiers</b>	
H5	For chairs made 04-01-14 to present add identifier after TB option i.e. U0207XTB <b>XX</b>
H4	For chairs made 05-18-12 to 03-31-14 add identifier after TB option i.e. U0207XTB <b>XX</b>
H3	For chairs made 06-22-10 to 05-17-12 add identifier after TB option i.e. U0207XTB <b>XX</b>
H1	For chairs made 01-01-08 to 06-21-10 add identifier after TB option i.e. U0207XTB <b>XX</b> Any chairs manufactured before January 2008 may not be available. A photo must be taken of controller (located on bottom of chair) & sent to customer service/engineering for verification.




# 6530-6531 Care Cliner Parts List



PARTS LIST				
Image Number	Note	Part Number	Description	QTY per Product
1	A,G	U0101XX	<b>VERSION 1</b> 651-653 UPHOLSTERED ARMRESTS (PAIR)	1 pair
2	B,C,D,E,G	U0105XX	<b>VERSION 2, 3, &amp; 4</b> 653A UPHOLSTERED ARMREST	2
3	E	705030	ARM TRAY, INJECT MOLDED 529-653 STYLE	2
4	F	566589	SCREW-MACH 10-24 X 5/8" HEX WASHER SLOT M/S ZINC	6
NOTES				
Note	Description			
A	<b>VERSION 1</b> Armrest for Models PRIOR to the year 2000 ( <b>MUST BE SOLD IN PAIRS</b> )			
B	<b>VERSION 2</b> Armrest for Models January 2000 to July 2005 ( <b>MUST BE SOLD IN QUANTITIES OF 2</b> )			
C	<b>VERSION 3</b> Armrest for Models August 2005 to Oct. 10, 2010 ( <b>OKAY FOR SINGLE ARM SALES</b> )			
D	<b>VERSION 4</b> Armrest for Models Oct. 11, 2010 to Present ( <b>OKAY FOR SINGLE ARM SALES</b> )			
E	<b>For VERSION 4 model ONLY.</b> Tray is sold separately. Does NOT have to be ordered w/ replacement arms			
F	566589-Screws will fit ALL VERSIONS of armrest and are INCLUDED when ordering arms - (3) per arm			
G	XX- Use color code for specific part number i.e. 02 - Royal Blue			
OPTIONS	For TB133 Add TB after Part Number i.e. U0105XTB			
	For clear vinyl option add CV after the TB option i.e. U0105XTB00CV			
	Use <b>00</b> in place of options code if unavailable i.e. U0105XTB <b>00</b> CV For Uph. Arm w/ TB without HM & w/ CV			

## 6530-6531 Care Cliner Parts List




## PARTS LIST

Image Number	Note	Part Number	Description	QTY per Chair
	A		<b>VERSION 1</b>	
1	B	<b>261615K</b>	<b>SIDETABLE w/CUPHOLDER INSTALLATION KIT WELDED-BRKT STYLE</b>	2
1	C	700420	SIDE TABLE BLOW MOLDED PLASTIC VERSION ONE W/CUP HOLDER	2
1	C	203150	SIDE TABLE HINGE BRKT (PR), GRAY	2
1	C	566300	WASHER-10 INTERNAL TOOTH WASHER ZINC	4
1	C	566509	SCREW-MACH 10-24 X 3/8 PAN PHIL M/S ZINC	4
1	C	243273	THREADED ROD FOR SIDE TABLE KIT	4
1	C	566205	NUT-5/16-18 HEX NYLON LOCK NUT ZINC	8
	A		<b>VERSION 2</b>	
2		<b>261650K</b>	<b>WELDED BRKT. SIDE TABLE/COVER INSTALL KIT</b>	2
2	C	700425	SIDE TABLE, BLOW MOLDED (USED W/COVER)	2
2	C	700426	COVER, INJECTION MOLDED (FOR SIDE TABLE)	2
2	C	203150	SIDE TABLE HINGE BRKT (PR), GRAY	2
2	C	566561	#12 X 3/4" PANHEAD PHILLIPS TAP SCREW, ZINC	8
2	C	243270	5/16 SS ROD FOR SIDE TABLE	2
2	C	243273	THREADED ROD FOR SIDE TABLE KIT	2
2	C	566205	NUT-5/16-18 HEX NYLON LOCK NUT ZINC	4

## NOTES

Note	Description
A	VERSION 1 side table is 3/4 inches thick. VERSION 2 side table is 1 1/4 inches thick.
B	Assembly includes top rod ONLY. If bottom rod is needed MUST order (1) 243273 & (2) 566205 per side table
C	It is NOT recommended that these parts be sold seperately however in special cases they can be.

# 6530-6531 Care Cliner Parts List



PARTS LIST				
Image Number	Note	Part Number	Description	QTY per Product
<b>VERSION 1</b>				
1	A,B	Call for Part #	653 <b>OLD STYLE SIDE PANEL (LEFT)</b>	1
1	A,B	Call for Part #	653 <b>OLD STYLE SIDE PANEL (RIGHT)</b>	1
<b>VERSION 2</b>				
2	B,C,E	U0605XX	653 <b>A</b> STYLE SIDE PANEL (LEFT)	1
2	B,C,E	U0705XX	653 <b>A</b> STYLE SIDE PANEL (RIGHT)	1
2	D	566510	SCREW-MACH 10-24 X 1/2 PAN PHIL MACHINE SCREW	6
3	C,E,F	U0712XX	653A UPH SIDE PANEL ONLY (FOR M1/H1 ROUND SWITCH)	1
3	C,E,F	U0714XX	653A UPH SIDE PANEL ONLY (FOR HM/HT MEMBRANE SWITCH)	1
4	C,E,G	U0705XX00**	UPHOLSTERED SIDE PANEL W/ <b>HM-HT</b> SWITCH ASSEMBLY KIT	1
<b>NOTES</b>				
Note	Description			
A	Customers will need to call with measurements of their side panel to ensure accuracy.			
B	Taller end of side panel being the FRONT of chair			
C	XX- Use color code for specific part number i.e. 02 - Royal Blue			
D	This screw replaces the thumb-screw and nylon washer.			
E	Need to ask for serial #, i.e 653AXXXXXX. Serial #'s with an <b>A</b> need to order the A model side panel.			
F	These are side panels ONLY, without heat and massage or heat only kits. Made for just HM or HT panel replacements			
G	For chairs with Heat and Massage or Heat ONLY option see " <b>Heat &amp; Massage Identifiers</b> " below			
<b>**Heat &amp; Massage Identifiers</b>				
M5	For chairs w/ heat/massage made 04-01-14 to present add identifier after TB option i.e. U0207XXTB <b>XX</b>			
M4	For chairs w/ heat/massage made 05-18-12 to 03-31-14 add identifier after TB option i.e. U0207XXTB <b>XX</b>			
M3	For chairs w/ heat/massage made 06-22-10 to 05-17-12 add identifier after TB option i.e. U0207XXTB <b>XX</b>			
M1	For chairs w/ heat/massage made 01-01-08 to 06-21-10 add identifier after TB option i.e. U0207XXTB <b>XX</b> Any chairs manufactured before January 2008 may not be available. A photo must be taken of controller (located on bottom of chair) & sent to customer service/engineering for verification.			
<b>**Heat ONLY Identifiers</b>				
H5	For chairs w/ heat only made 04-01-14 to present add identifier after TB option i.e. U0207XXTB <b>XX</b>			
H4	For chairs w/ heat only made 05-18-12 to 03-31-14 add identifier after TB option i.e. U0207XXTB <b>XX</b>			
H3	For chairs w/ heat only made 06-22-10 to 05-17-12 add identifier after TB option i.e. U0207XXTB <b>XX</b>			
H1	For chairs w/ heat only made 01-01-08 to 06-21-10 add identifier after TB option i.e. U0207XXTB <b>XX</b> Any chairs manufactured before January 2008 may not be available. A photo must be taken of controller (located on bottom of chair) & sent to customer service/engineering for verification.			

For additional options please see:

**HM-HT OPTIONS PAGE, IV POLE OPTIONS PAGE**