

Ergonomic Advantage Line WOMENS IMAGING EA ULTRASOUND TABLE



Inspired by the leading ergonomic experts in sonography

- Decrease sonographer injury
- Features minimize exam times

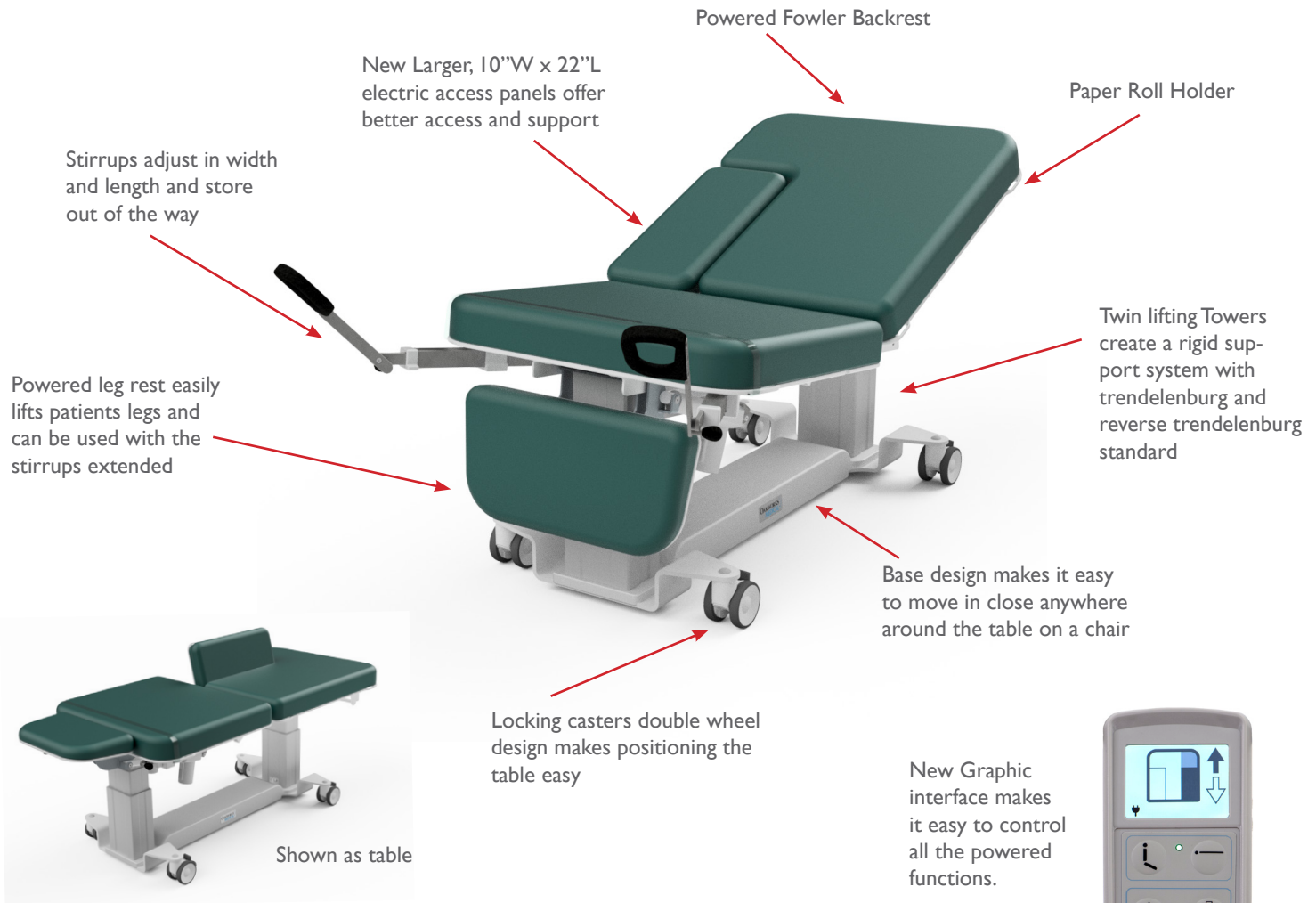
Features

- Fully electric 3 section table top design for all Women's Imaging ultrasound modalities
- 550 lb (250kg) bariatric rated lift & load capacity
- Twin tower design for added strength and rigidity
- Sleek base design promotes unobstructed compatibility with ultrasound equipment ensuring better ergonomic conditions for the sonographer

Recommended for:

- OB/GYN exams
- All abdominal & superficial structures exams
- Musculoskeletal exams
- Vascular exams
- Biopsies

WOMENS IMAGING EA



WOMENS IMAGING TABLE EA

#84472-T* 30" W

FEATURES	
3 Section Top	30" (76cm) wide x 72" (183cm) long
Backrest	34" (86cm) long
Seat	26" (61cm) long
Leg Rest	11" (28cm) long x 19" (48cm) wide
Motion 1	Electric Height Range 19" - 33" (48-83cm)
Motion 2	Electric Trendelenburg/Reverse Tilt $\pm 18^\circ$
Motion 3	Electric Fowler Backrest 0-75°
Motion 4	Electric Leg Rest 0-90°
Access/Back Support	Electric 10" wide (25cm) X 22" long (56cm) 0-75° Access/Back support for patient positioning (right side)
Hand Control	All powered motions
Weight Capacity	550 lb (250kg)
Product Weight	359 lb (163kg)
Padding	3" (8cm) Comfort Foam™
Fabric	Premium, PVC free TerraTouch™
Included Features	4" (10cm) locking casters, Paper roll holder, Stirrups (Retractable foot rests)
Warranty	3 years parts, 2 years labor
Safety Listings	FDA listed, CE marked, cETLus listed, CB Certificate

OPTIONS must be ordered with table.	
Foot Control	Height, Trendelenburg, Fowler
Powered Central Base Locking	Lock and unlock using hand control
Procedure Tray 30" (76 cm)	12.25" (6cm) x 10.25" (26cm) and holds 2 quarts (1.9 liters)
Side Rails (set of 2)	25.5" (65cm) long x 6" (15cm) tall (from surface of table)
Battery Backup	Capable of running during power failure
Non-USA Electric System	Please contact us for order details

ACCESSORIES order any time.		#
Detachable Arm Board	Use with T-rail adapter 5" (13cm) wide x 20.5" (52cm) long	84943
QuickLock™ Head Rest (black) & AeroCel Pad	Comfortable, adjustable prone or supine support	PKG7554*
Table Extender	24" (61cm) wide x 12" (30cm) long	63487
T-rail Adapter 8" (20cm) long	Attaches to the backrest for use with USA format T-rail attachable accessories.	83139

*Fabric color code must be specified.

ERGONOMIC ADVANTAGE LINE

FEATURES

STIRRUPS

Easily adjusted stirrups that store under the top can be combined with our optional, retractable, removable procedure tray.



POWERED ACCESS PANEL

New, larger electric access panel improves access to patient's anatomy and offers greater support for patients.



HAND CONTROL

New graphic interface hand control with presets allows you to quickly position the patient by controlling multiple functions at once.



REPLACEABLE PAD

Our new design features easily replaced pads, helping to increase the functional life of the tables at a lower cost.



TWIN TOWER BASE AND CASTERS

Twin tower design creates a very rigid and strong support system with a 550lb weight capacity.



POWERED BACKREST

The new electronics with graphic interface hand control allow you to easily and quickly change the position of the backrest.



SIDE RAILS (OPTIONAL)

Our new design recesses farther under the top when not in use, improving ergonomics beyond our previous model.



EA LINE OPTIONS & ACCESSORIES

T-RAIL ADAPTER (ACCESSORY)

Multiple locations allow you to choose the best spot for this easily installed & removed accessory capable of handling up to 150 lb (68kg). Can be used with any American standard accessory. 8" (20cm) L



POWERED CENTRAL BASE LOCKING (OPTION)

The new system allows you to easily lock or unlock the base by simply pushing a button on the hand control.



BATTERY BACK UP (OPTION)

A battery back up system capable of running for several hours if the power fails.



TABLE EXTENDER (ACCESSORY)

Lengthens the table by 12" (31cm) to 84" (213cm) allowing for access to the patient's neck for carotid artery exams and thyroid exams. 24" (61cm) W x 12" (31cm) L



PROCEDURE TRAY (OPTION)

Easily adjusted stirrups that store under the top can be combined with our retractable, removable procedure tray.

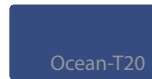
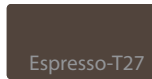
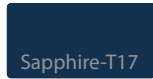
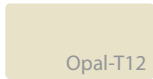
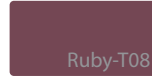




QUICKLOCK™ HEAD REST & AERO·CEL PAD (ACCESSORY)

The platform allows precise cervical flexion and height positioning over a wide range for both prone and supine treatments.



TERRATOUGH™ FABRIC



We strive to ensure that the colors displayed on our product imagery (online and in print) are as accurate as possible. However, due to the limitations of printers, scanners, computer monitors, and other equipment, the colors may not be accurate.