



ReOrder #	Description	Unit
909211	Personal Alarm for Wheelchair and Bed	Each
909209	Replacement Magnet/Chord	5/Pk

**Purpose**

Skil-Care’s Personal Alarm alerts caregivers when a resident/patient has left or fallen from the wheelchair or bed.

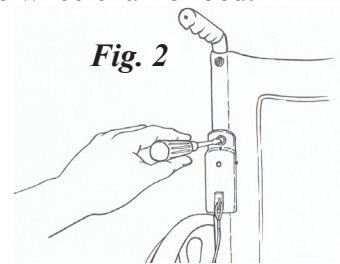
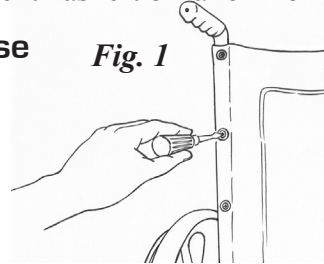
**Easy to Use**

**Wheelchair Installation**

You may choose one of the following two methods to secure the alarm to the wheelchair.

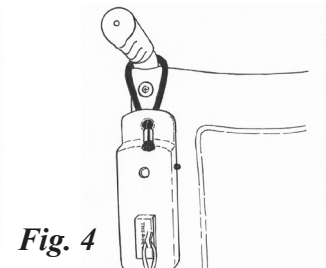
**Mounting Bracket**

1. Remove the second-from-top screw from either side of the wheelchair backrest (Fig. 1).
2. Remove grommet from screw, place screw through hole in alarm mounting bracket, and refasten screw to wheelchair (Fig. 2).



**Cord Loop**

1. Insert enclosed cord loop through bracket hole (Fig. 3).
2. Hang from wheelchair push-handle (Fig. 4).

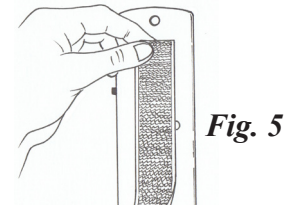


**Wheelchair Use**

Adjust cord to desired length and attach to resident’s shirt or blouse (see images above).

**Bed Installation and Use**

1. The personal alarm is attached to the headboard by means of Velcro® strips. Remove backing from ones strip and apply it to the back of the alarm (Fig. 5).
2. Peel backing from other Velcro® strip and attach it to the upper left or right side of the headboard.
3. Secure alarm to headboard and attach clip to resident’s pajamas (see images above).
4. Set alarm at high or low.



**Note: To extend battery life, always place switch in “off” position when alarm is not in use.**

**Caution**

1. The Personal Alarm is not a substitute for proper supervision. Fall-risk and wander-risk resident’s should be monitored regularly.
2. Check battery each time alarm is used. This is done by setting alarm in high or low volume and remove magnet. If alarm is weak or fails to sound replace 9-volt battery. To access battery, push down on battery compartment slide on side of alarm. Test alarm before use.
3. LED should glow when the alarm is turned on (high or low)
4. Periodically check clip to make certain it is attached to resident’s. Also check to see if resident has not removed battery.

**CAUTION:** The Skil-Care Personal Alarm (ReOrder# 909211) or the Economy Alarm (ReOrder# 909207) could only affect pacemaker/defibrillator function if held directly in contact with the pacemaker or defibrillator area. Due to the low magnetic pull of the magnet, the products are safe to use if the magnet is kept approximately 2” away from the pacemaker/defibrillator area.