



ROLLATORS

ALLURA/ALLURA LX ROLLATORS





The Lumex Allura/Allura LX Rollators are designed to offer comfort and a sleek solution to mobility. The frame is made of a lightweight aluminum material that is both durable and makes mobility easier for any occasion. Designed with a flexible removable back, height adjustable ergonomic handles and being offered in a Tall version allow for many customization options for a broad range of users. The Allura LX is designed with a 26" seat height and 41.7" maximum handle height making it ideal for users taller than 6'.

Features

- Attractive, sleek, lightweight aluminum frame design
- Flexible, padded back support for comfort
- Ergonomic handgrips
- Cross brace design allows for side-to-side folding for storage and transport and offers added stability to rollator frame
- Handle height easily adjusts with simple and secure push buttons
- Wide 18" padded seat with fold-up handle offers added comfort
- Taller version with 26" seat height and 41.7" maximum handle height is ideal for users taller than 6'0"
- Easy to operate locking and "quick stop" loop brakes (pull up to stop; push down to lock)
- Large 8" casters for easy maneuverability and indoor or outdoor use
- Removable carry pouch for storage of personal items
- Comes with cane holder on side



		overall Width		overall Width folded upright		overall Depth		Depth folded flat		Width inside handgrips		minimum Handle Height		maximum Handle Height		Wheel diameter		Wheel width	
		inch	cm	inch	cm	inch	cm	inch	cm	inch	cm	inch	cm	inch	cm	inch	cm	inch	cm
LX5000A	Standard	26	66.04	13	33.02	28.5	72.39	36.4	92.46	17	43.18	33	83.82	38	96.52	8	20.32	1.5	3.81
LX5000BK	Standard	26	66.04	13	33.02	28.5	72.39	36.4	92.46	17	43.18	33	83.82	38	96.52	8	20.32	1.5	3.81
LX5000LXA	Tall	26	66.04	13	33.02	28.5	72.39	36.4	92.46	17	43.18	37	93.98	42	106.68	8	20.32	1.5	3.81
LX5000LXBK	Tall	26	66.04	13	33.02	28.5	72.39	36.4	92.46	17	43.18	37	93.98	42	106.68	8	20.32	1.5	3.81

		Seat Width		Seat Depth		Seat Height from floor		user Height Range		Product Weight		Weight Capacity EVENLY DISTRIBUTED		UOM	Color	Swatch
		inch	cm	inch	cm	inch	cm	feet	m	lb	Kg	lb	Kg			
LX5000A	Standard	18	45.72	9.4	23.88	21.8	55.37	5' 4" - 6' 2"	1.63 - 1.88	18.5	8.39	300	136.08	1/ea	Apple Red	
LX5000BK	Standard	18	45.72	9.4	23.88	21.8	55.37	5' 4" - 6' 2"	1.63 - 1.88	18.5	8.39	300	136.08	1/ea	Black	
LX5000LXA	Tall	18	45.72	9.4	23.88	26	66.04	6' 2" - 6' 8"	1.88 - 2.03	19.1	8.66	300	136.08	1/ea	Apple Red	
LX5000LXBK	Tall	18	45.72	9.4	23.88	26	66.04	6' 2" - 6' 8"	1.88 - 2.03	19.1	8.66	300	136.08	1/ea	Black	



GF Health Products, Inc. is an Intertek ISO 13485:2016 / MDSAP Certified Company

Color variations may occur due to monitor or printer settings.

