

Name:	
School/Organization:	
Dealer/Rep:	

Phone:			
E-mail:			
Sales Rep:		Quote:	

# AM SERIES

## 34" OR 36" BARIATRIC HI-LO TREATMENT TABLES

### STANDARD FEATURES:

- Load capacity: 500 lbs (AM-134, AM-234, AM-334)
- Load capacity: 800 lbs (AM-368 & AM-368PB)
- 34" or 36" W x 76" L x 18-37" H
- 34 oz. Heavy-duty vinyl with Permablok 3® bacterial protection
- 1.5" High density foam
- Rounded corners
- Foot control pedal (hand control on AM-368)
- White powder coat base



AM-368PB

### TABLE CONFIGURATIONS:

AM-134 - 1 Section	AM-234 - 2 Section	AM-334 - 3 Section	AM-368 - 3 Section Super Bariatric	AM-368PB - 3 Section Super Bariatric with Power Tilt Back
QTY	QTY	QTY		














### TABLE FEATURES:

<p>Flat Cushion</p>	<p>Lower Extremity Angle Ranges from 0 to 75°</p>	<p>Lower Extremity Angle Ranges from 0 to 78°</p> <p>Head Section Angle Ranges from +45° to -90°</p>	<p>Lower Extremity Angle Ranges from 0 to 78°</p> <p>Head Section Angle Ranges from +45° to -90°</p>	<p>Head Section Angle Ranges from +45° to -90°</p> <p>Lower Extremity Angle Ranges from 0 to 78°</p>
AM-134	AM-234	AM-334	AM-368	AM-368PB

**OPTIONS:**

<b>AM-1028</b> - Add Base with 4 Total Lock Swivel Casters (34"W Only)
<b>AM-1064</b> - Add Base with 4 Casters and 6" Clearance (34"W Only, Adds 4")
<b>AM-804</b> - Paper Holder with Cutter (Accommodates 18-21" Paper Rolls)
<b>AM-18</b> - Face Cutout
<b>AM-17</b> - Face Plug (Must order AM-18 also if ordering AM-134)
<b>AM-91</b> - Add 1" Extra Soft Foam
<b>AM-807</b> - Rail Side Fold Down (Pair) - 34"W Only
<b>19855</b> - Add-on Belt & Brackets
<b>SPCO</b> - Special Vinyl Color (Provided by Customer)
<b>SPBASE</b> - Special Base Color (Select Custom Base Color)
<b>12088</b> - Side Panel 9 x 33.25 Perforated
<b>12075</b> - Side Panel 9 x 33.25 Flat

**STANDARD UPHOLSTERY CHOICES:**

 Imperial Blue	 Taupe
 Blue Ridge	 Burgundy
 Forest Green	 Dove Gray
 Black	 Greystone
 Cappuccino	 Merlot
 Patina	

**STANDARD BASE COLOR:**

 Office White
--

**CUSTOM BASE COLORS:**

 Black
 Steel Gray
 Metallic Silver