

Contact Name: _____
Street Address: _____
City, State, Zip: _____
Phone: _____
Email: _____



MARKED **CE**



Attention!
Read carefully the user and
maintenance manual

**F
E
A
T
U
R
E
S**

- **No edge frame**, in order to enable trunk rotation and side-arm motion. It's adjustable in height by knobs, without using wrenches, "tools free".
- **Birch wood table**. It is removable and adjustable in height, tilt and depth.
- **Trunk Support** adjustable in its circumference thanks to Velcro straps, in height, back and forward.
- **Pelvic Support** adjustable in its circumference thanks to Velcro straps, in height, back and forward.
- **Numbered bars** to find the right setting, determined by the therapist.
- **Knee-pads** adjustable in height, width, depth and in a rotatory movement.
- **Heelrests** adjustable in depth and width.
- **Birch wood footboard**. It gives a safe guide to the child.
- **Twinned solid Wheels**, 75 mm. diam., rear wheels with brakes. Thanks to the wheels the aid can be moved from one room to another having the child on it.
- **Electronic Kit**: patented system fixed under the footboard which can transform an "audio" electronic signal into vibration.

Please check off the interested products:



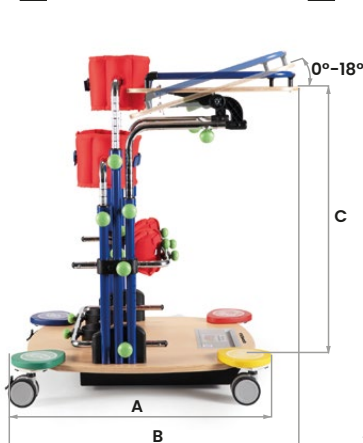
**M
E
A
S
U
R
E
S**

☐ **MN**

☐ **SM**

☐ **MD**

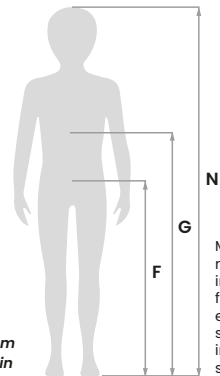
Unit of measurements : cm;(in) / kg;(lb)



*in size 1 the greatest encumbrance is given by the table. In sizes 2 and 3 it is given by the knobs.



**distance to be considered with aligned bars.



Make sure that measures F and G indicated in the figure do not exceed the suggested range indicated for the supports.


Size	Max. Load	Tot.Weight	A	B	C	D*	E	F	G	L	M**	N
MN	35 kg 77,1 lb	24,6 kg 54,2 lb	66 cm 25,9 in	76-88 cm 29,9-34,6 in	49-77 cm 19,2-30,3 in	64 cm 25,1 in	14-24 cm 5,5-9,4 in	41-55 cm 16,1-21,6 in	53-72 cm 20,8-28,3 in	60 cm 23,6 in	18 cm 7 in	75-100 cm 29,5-39,3 in
SM	45 kg 99,2 lb	26 kg 57,3 lb	70 cm 27,5 in	78-90 cm 30,7-35,4 in	59-87 cm 23,2-34,2 in	65 cm 25,5 in	14-36 cm 5,5-14,1 in	52-68 cm 20,4-26,7 in	67-94 cm 26,3-37 in	65 cm 25,5 in	22 cm 8,6 in	90-125 cm 35,4-49,2 in
MD	55 kg 121 lb	28,5 kg 62,8 lb	73 cm 28,7 in	80-92 cm 31,4-36,2 in	69-100 cm 27,1-39,3 in	70 cm 27,5 in	14-42 cm 5,5-16,5 in	62-86 cm 24,4-33,8 in	82-110 cm 32,2-43,3 in	70 cm 27,5 in	29 cm 11,4 in	120-150 cm 47,2-59 in

ADDITIONAL COMPONENTS

☐ **944 Circumference reduction parts**
Thickness: 3 cm. each side



☐ **865 Multiaadjustable headrest**



☐ **859 Tablet holder**



Notes: _____
