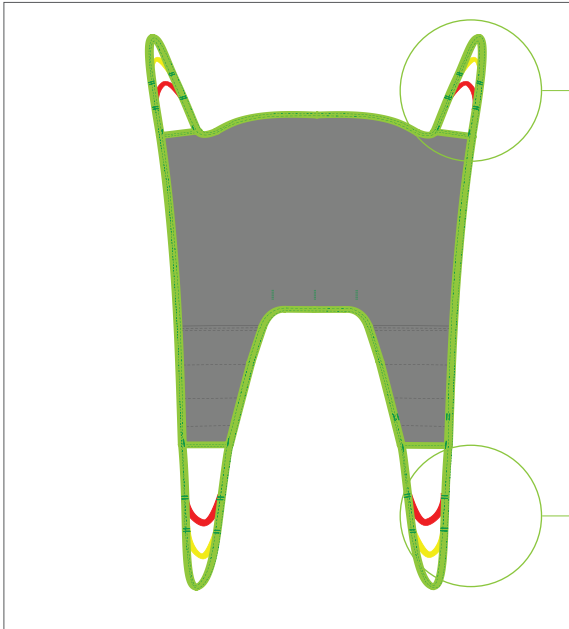




Fitting Protocol

Basic Sling
Models 25045, 25054, 25070



- Green Strap
- Yellow Strap
- Red Strap

Extension Loops

- 21180-10 (10cm/3.9")
- 21180-15 (15cm/5.9")
- 21180-20 (20cm/7.8")
- 21180-25 (25cm/9.8")
- 21180-35 (35cm/13.7")

Choose the loop combination that will give the most comfortable and safe suspension angle, keeping in mind the patient's ability to support themselves.



- Green Strap**
Increased Recline
Less hip flex and greatest angle
- Yellow Strap**
Semi-Recumbant
Mid-hip angle
- Red Strap**
Upright Position
Least hip angle

- Green Strap
- Yellow Strap
- Red Strap

Extension Loops

- 21180-10 (10cm/3.9")
- 21180-15 (15cm/5.9")
- 21180-20 (20cm/7.8")
- 21180-25 (25cm/9.8")
- 21180-35 (35cm/13.7")

Match colours on both sides of the patient for a 90 degree angle in the hips.

Maximum User Weight: 300kg/660lb

Model 25045 - Polyester Net

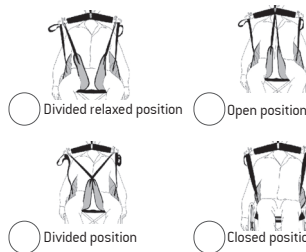
Model 25070 - Polyester

Model 25054 - Soft Air Mesh

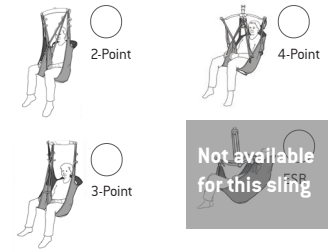
Transfer Situation:



Leg Placement:



Suspension:



Available sizes:

Indicate size required



Accessories required:



- 21146 Leg Padding - Small
- 21146 Leg Padding - Medium
- 21146 Leg Padding - Large



- 25102 Reinforced Leg Support - One Size



- 50866 Upholstered Cover for Hanger Bar
Do not use in wet environments.

Patient Information:

Name	
Facility	Room
Lift Used	Hanger Bar Used

The Basic Sling is a comfortable sling without reinforcements and handles. The sling adapts to the patient and offers good support for the entire back. The Basic Sling can be used in most lifting situations, fits most patients and is a good choice if it is not established who is going to be using the sling. The Basic Sling is offered in Polyester Net and Soft Air Mesh fabric that allow moisture and heat to transfer efficiently from the patient. This allows the sling to be left behind the patient for a short period of time after the transfer is completed. The Polyester material is durable, easy to apply and maintain.

Additional Instructions

To staff/caregiver:

To patient:

Fitting Protocol Completed by:

Name		
Date	Position/Title	



Important! This fitting protocol does not replace the user manual. Read all instructions before use!