

CHAIR DIMENSIONS (In Inches)

#1: _____

#2: _____

#3: _____

#4: _____

#5: _____ #6: _____

#7: _____ #8: _____

#9: **TYPE OF CHAIR:** Wood Steel Aluminum Other


#10: LEG PROFILE:	Front Legs	<input type="checkbox"/> Square	<input type="checkbox"/> Rectangular	<input type="radio"/> Round	<input type="checkbox"/> Other
	Back Legs	<input type="checkbox"/> Square	<input type="checkbox"/> Rectangular	<input type="radio"/> Round	<input type="checkbox"/> Other

#11: **FLOORING SURFACE TYPE:** Wood, Laminate, Ceramic Tile Vinyl Plank, Glued Carpet Loose Carpets, Rugs


#12: **SUPPORT STRUTS (If applicable):** **Side** Y N **Back** Y N **Front** Y N

DISTANCE TO THE FLOOR: _____


#13: **Please attach 3 pictures of your chair:**
(See following examples)



Front



Back



Side

#14: **Name:** _____ **Contact Phone#:** _____

Order #: _____ **Email:** _____



Ready to submit? Please email your completed custom sizing worksheet with your RM Order ID in the subject line to ORDERPROCESSING@REHABMART.COM. We look forward to serving you!