



NUMERICAL INDEX

005.....	24	3130-27.....	8	9313-27.....	18
006.....	24	3130-30.....	8	9313-30.....	18
009.....	24	3200-27.....	9	9704-27.....	22
016.....	40	3200-30.....	9	9704-30.....	22
030.....	25	3300-27.....	9	9705-27.....	22
040.....	25	3300-30.....	9	9705-30.....	22
077.....	24	3600-24.....	40	9777-27.....	20
088.....	25	3600-27.....	40	9777-30.....	20
20.....	25	3610-24.....	40	Ready Room	
60.....	25	3610-27.....	40	1013-27-RR.....	32
100-27.....	15	3620-24.....	38	3600-27-RR.....	35
100-30.....	15	3620-27.....	38	3620-27-RR.....	35
200-27.....	14	3713-10.....	40	7020-RR.....	37
200-30.....	14	3713-15.....	40	8890-RR.....	36
300-27.....	15	3713-16.....	40	8890-RRFF.....	34
300-30.....	15	3770-10.....	40	81360-RR.....	36
1010-27.....	13	3770-15.....	40		
1010-30.....	13	3770-16.....	40	COLOR SELECTORS:	
1013-27.....	10	6190.....	13	In an effort to stay current, all color	
1013-30.....	10	6196.....	13	selections for individual products can be	
1020-27.....	12	6198.....	6	found online at: www.clinton-ind.com	
1020-30.....	12	8834.....	27		
1030-27.....	13	8844.....	26		
1030-30.....	13	8850.....	19		
1300-27.....	15	8860.....	31		
1300-30.....	15	8870.....	30		
3010-27.....	6	8890.....	29		
3010-30.....	6	9013-27.....	17		
3013-27.....	6	9013-30.....	17		
3013-30.....	6	9044-27.....	18		
3020-27.....	7	9044-30.....	18		
3020-30.....	7	9074-27.....	17		
3030-27.....	4	9074-30.....	17		
3030-30.....	4	9105-30.....	17		
3100-27.....	9	9133-27.....	16		
3100-30.....	9	9133-30.....	16		

WHY CLINTON?

Buyers of medical equipment are faced with evaluating clinical needs and justifying expenditures on nearly every purchase. Now, Clinton makes it a whole lot easier on everybody with products that maximize performance and aesthetics while minimizing costs.

Performance. With nearly forty years in medical manufacturing, Clinton has met the evolving challenges of the industry with products that fit the needs of providers, while at the same time maintaining a track record of durability that boasts the best warranty in the business.

Aesthetics. Nobody likes outdated anything, so Clinton has changed its products over the years to reflect the advances in medical practice, design and contemporary decor, making products with appeal in both form and function.

Cost. Bells and whistles are great, but they also drive up costs. On the other hand, why pay more if you don't have to? Clinton products fill needs instead of empty pockets, providing medical professionals with just the right products—at just the right prices.



IMPORTANT NOTE TO DISTRIBUTORS DOING BUSINESS IN CALIFORNIA:

Clinton Industries products drop shipping or to our knowledge being reshipped into California will carry appropriate Safe Harbor Warnings in compliance with California Proposition 65.

For more information on California Proposition 65, go to: www.P65Warnings.ca.gov



ALPHA SERIES TREATMENT TABLES

Clinton Alpha Series Treatment Tables are sleek, smart looking and affordable. From their smooth powder-coated frame to their durable steel construction and knit-backed upholstery, the Alpha Series tables represent one of the best values in their class.

Alpha Series, Treatment Tables feature:

- Gray, powder-coated, all-welded, steel frame
- Adjustable height levelers
- Pre-threaded hardware for easy assembly
- Paper dispenser included
- Rounded corner top
- 2" of firm foam padding (5 cm)
- Adjustable backrest standard on all models
- Choice of upholstery colors
- Fast, easy assembly with basic tools



Straight Line, Treatment Table with Shelving

- Rigid all steel frame
- Adjustable backrest
- Gray, Laminate shelving
- 450 lbs. load capacity under normal use (204 kg)

3030-27	length	width	height
	72"	27"	31"
	183 cm	69 cm	79 cm

3030-30 30" width model (76 cm)

Flat Top See model 3300 on page 9

⚠ WARNING: This product can expose you to chemicals, including diisononyl phthalate (DINP), which is known to the State of California to cause cancer.

For more information go to www.P65Warnings.ca.gov.



ALPHA SERIES TREATMENT TABLES

Straight Line, Treatment Table

- Rigid all steel frame
- Adjustable backrest
- 450 lbs. load capacity under normal use (204 kg)

3010-27	length	width	height
	72"	27"	31"
	183 cm	69 cm	79 cm

3010-30 30" width model (76 cm)

Flat Top See model 3100 on page 9



3010

Straight Line, Treatment Table with Shelf and 2 Drawers

- Rigid all steel frame
- Adjustable backrest
- Gray, laminate shelf & drawer unit
- Easy-clean, one-piece, plastic drawers
- 450 lbs. load capacity under normal use (204 kg)

3013-27	length	width	height
	72"	27"	31"
	183 cm	69 cm	79 cm

3013-30 30" width model (76.2 cm)

Flat Top See model 3130 on page 8



3013

Bariatric, Treatment Table

- Plywood top and welded steel frame
- 6-leg design with bolt-through assembly
- Leg levelers
- Gray, laminate full length shelf with H-braces
- 600 lbs. load capacity under normal use (272 kg)

6198	length	width	height
	72"	30"	31"
	183 cm	76 cm	79 cm



6198



Straight Line, Treatment Table with Shelf

- Rigid, all steel frame
- Adjustable backrest
- Gray laminate shelf
- 450 lbs. load capacity under normal use (204 kg)

3020-27	length	width	height
	72"	27"	31"
	183 cm	69 cm	79 cm

3020-30

Flat Top See model 3200 on page 9

⚠ WARNING: Products featured on this page can expose you to chemicals, including diisononyl phthalate (DINP), which is known to the State of California to cause cancer.

⚠ WARNING: This product can expose you to chemicals, including diisononyl phthalate (DINP), which is known to the State of California to cause cancer.

For more information go to www.P65Warnings.ca.gov.

ALPHA SERIES FLAT TOP TREATMENT TABLES

Clinton, Alpha Series, flat top, Treatment Tables combine classic steel construction and traditional upholstery with Clinton affordability to make them a very popular choice for an economical, durable treatment table.

Alpha Series, Flat Top, Treatment Tables feature:

- Gray, powder-coated, all-welded, steel frame
- Adjustable height levelers
- Pre-threaded hardware for easy assembly
- Paper dispenser included
- 2" of firm foam padding (5 cm)
- Choice of 20 upholstery colors
- Rounded corner top
- 5-year, limited warranty
- Fast, easy assembly with basic tools
- 500 lbs. load capacity under normal use (227 kg)

Straight Line, Flat Top, Treatment Table with Shelf & Two Drawers

- Rigid, all steel frame
- Gray laminate shelf & drawer unit
- 450 lbs. load capacity under normal use (204 kg)

3130-27	length	width	height
	72"	27"	31"
	183 cm	69 cm	79 cm

3130-30	30" width model (76 cm)
---------	-------------------------



⚠ WARNING: This product can expose you to chemicals, including diisononyl phthalate (DINP), which is known to the State of California to cause cancer.

For more information go to www.P65Warnings.ca.gov.

Straight Line, Flat Top, Treatment Table

- Rigid all steel frame
- 450 lbs. load capacity under normal use (204 kg)

3100-27	length	width	height
	72"	27"	31"
	182.88 cm	68.58 cm	78.73 cm

3100-30	30" width model (76.19 cm)
---------	----------------------------



3100

Straight Line, Flat Top, Treatment Table with Full Shelf

- Rigid all steel frame
- Gray, laminate shelf
- Easy-clean, one-piece, plastic drawers
- 450 lbs. load capacity under normal use (204 kg)

3200-27	length	width	height
	72"	27"	31"
	182.88 cm	68.58 cm	78.73 cm

3200-30	30" width model (76.19 cm)
---------	----------------------------



3200

Straight Line, Flat Top, Treatment Table with Shelving

- Rigid all steel frame
- Gray, Laminate shelving
- 450 lbs. load capacity under normal use (204 kg)

3300-27	length	width	height
	72"	27"	31"
	182.88 cm	68.58 cm	78.73 cm

3300-30	30" width model (76.19 cm)
---------	----------------------------



3300

⚠ WARNING: Products featured on this page can expose you to chemicals, including diisononyl phthalate (DINP), which is known to the State of California to cause cancer.

For more information go to www.P65Warnings.ca.gov.



3130

CLASSIC SERIES TREATMENT TABLES

Clinton Classic Series Treatment Tables are some of our most popular tables. Tough, sturdy 2 1/4" hardwood legs support bolted-frame construction for the ultimate in strength and durability in a wood, treatment table.

Classic Series, Treatment Tables feature:



- Solid hardwood legs
- H-brace construction
- Legs have pre-inserted carriage bolts for easy assembly
- Rounded corner top
- 2" of firm foam padding (5 cm)
- Adjustable backrest standard on all models
- Available in Natural & Dark Cherry finish
- Choice of upholstery colors
- Fast, easy assembly with basic tools

Straight Line, Treatment Table with Shelf and Drawers

- Hardwood legs & H-brace construction
- Adjustable backrest
- Laminate shelf & drawer unit
- 400 lbs. load capacity under normal use (181 kg)

1013-27	length	width	height
	72"	27"	31"
	183 cm	69 cm	79 cm

1013-30 30" width model (76 cm)

Flat Top See model 3100 on page 15



1013

⚠ WARNING: This product can expose you to chemicals, including diisononyl phthalate (DINP), which is known to the State of California to cause cancer.

For more information go to www.P65Warnings.ca.gov.



1013

1013 table shown with optional paper dispenser



1020

Straight Line, Treatment Table with Shelf

- Hardwood legs & H-brace construction
- Adjustable backrest
- Full laminate shelf
- 400 lbs. load capacity under normal use (181 kg)

1020-27	length	width	height
	72"	27"	31"
	183 cm	69 cm	79 cm

1020-30 30" width model (76 cm)

Flat Top See model 200 on page 14



1020

Straight Line, Treatment Table

- Hardwood legs & H-brace construction
- Adjustable backrest
- 400 lbs. load capacity under normal use (181 kg)

1010-27	length	width	height
	72"	27"	31"
	183 cm	69 cm	79 cm

1010-30 30" (76 cm) width model

Flat Top See model 100 on page 15



1010

Straight Line, Treatment Table with Shelving

- Hardwood legs & H-brace construction
- Adjustable backrest
- Two-level laminate shelving
- 400 lbs. load capacity under normal use (181 kg)

1030-27	length	width	height
	72"	27"	31"
	183 cm	69 cm	79 cm

1030-30 30" (76 cm) width model

Flat Top See model 300 on page 15



1030

Bariatric, Treatment Table with Shelf

- Plywood top and solid hardwood legs
- 6-leg design with triple bolted corner legs
- Built-in middle leg levelers
- Steel reinforced frame
- Full length, laminate shelf with H-braces
- Pillow included
- 600 lbs. load capacity under normal use (272 kg)

6190	length	width	height
	78"	30"	31"
	198 cm	76 cm	79 cm

Low Height, Bariatric, Treatment Table

- Same as 6190 with 26" height
- 600 lbs. load capacity under normal use (272 kg)

6196	length	width	height
	78"	30"	26"
	198 cm	76 cm	66 cm



6190

WARNING: This product can expose you to chemicals, including diisononyl phthalate (DINP), which is known to the State of California to cause cancer.

For more information go to www.P65Warnings.ca.gov.

WARNING: Products featured on this page can expose you to chemicals, including diisononyl phthalate (DINP), which is known to the State of California to cause cancer.

For more information go to www.P65Warnings.ca.gov.

CLASSIC SERIES FLAT TOP TREATMENT TABLES

Clinton Classic Series Flat top Treatment Tables feature traditional wood construction and tough, durable upholstery with Clinton affordability to make them one of our most popular choices in a flat top treatment table.

Classic Series, Flat Top, Treatment Tables feature:

- Solid hardwood legs
- H-brace construction
- Legs have pre-inserted carriage bolts for fast easy assembly
- Seamless, rounded corner top
- 2" of firm foam padding (5 cm)
- Available in Natural and Dark Cherry finish
- Choice of 20 upholstery colors
- 5-year, limited warranty
- Fast, easy assembly with basic tools
- 400 lbs. load capacity under normal use (158.75 kg)



Straight Line, Flat Top, Treatment Table with Shelf

- Hardwood legs & H-brace construction
- Full laminate shelf
- 400 lbs. load capacity under normal use (181 kg)

200-27	length	width	height
	72"	27"	31"
	183 cm	69 cm	79 cm

200-30	30" width model (76 cm)
--------	-------------------------

⚠ WARNING: This product can expose you to chemicals, including diisononyl phthalate (DINP), which is known to the State of California to cause cancer.

For more information go to www.P65Warnings.ca.gov.

Straight Line, Flat Top, Treatment Table

- Hardwood legs & H-brace construction
- 400 lbs. load capacity under normal use (181 kg)

100-27	length	width	height
	72"	27"	31"
	183 cm	69 cm	79 cm

100-30	30" (76 cm) width model
--------	-------------------------



100

Straight Line, Flat Top, Treatment Table with Shelving

- Hardwood legs & H-brace construction
- Two-level laminate shelving
- 400 lbs. load capacity under normal use (181 kg)

300-27	length	width	height
	72"	27"	31"
	183 cm	69 cm	79 cm

300-30	30" width model (76 cm)
--------	-------------------------



300

Straight Line, Flat Top, Treatment Table with Shelf and Drawers

- Hardwood legs & H-brace construction
- Laminate shelf & drawer unit
- 400 lbs. load capacity under normal use (181 kg)

1300-24	length	width	height
	72"	24"	31"
	183 cm	61 cm	79 cm

1300-27	27" width model (69 cm)
---------	-------------------------



1300



⚠ WARNING: Products featured on this page can expose you to chemicals, including diisononyl phthalate (DINP), which is known to the State of California to cause cancer.

For more information go to www.P65Warnings.ca.gov.

STYLE LINE TREATMENT TABLES

Clinton Style Line, Treatment Tables feature easy-clean, flat panel, laminate surfaces and sleek, modern styling, making them a popular alternative to traditional table design.

Style Line, Treatment Tables feature:

- 1 1/8" panel legs with nylon glides (3 cm)
- Vertical spanner for extra support
- Bolt-through, pre-threaded hardware
- Easy-clean laminate surfaces
- Chip-resistant, PVC edges
- Rounded corner top
- 2" of firm foam padding (5 cm)
- Adjustable backrest standard on all models
- Available in your choice of laminate colors
- Choice of upholstery colors
- Fast, easy assembly with basic tools



Treatment Table with Stool

- 3 drawers, storage shelf, adjustable backrest and matching stool that stores neatly under the shelf
- Stool is 17.75" wide x 17.75" deep (sits on floor) (45 cm x 45 cm)
- Self-closing drawers with metal sides and 75 lbs. capacity (34 kg)
- 400 lbs. load capacity under normal use (181 kg)

9133-27	length	width	height
	72"	27"	31"
	183 cm	69 cm	79 cm

9133-30 30" width model (76 cm)

Flat Top Option Use -088 after model number

⚠ WARNING: This product can expose you to chemicals, including diisononyl phthalate (DINP), which is known to the State of California to cause cancer.

For more information go to www.P65Warnings.ca.gov.

Cabinet Style, Treatment Table with Drawers & Doors

- Features 3 drawers, adjustable backrest and 1 storage compartment with 1 adjustable shelf
- Flat panel drawers with all steel sides
- Adjustable doors with concealed soft-close hinges
- 425 lbs. load capacity under normal use (193 kg)

9105-30	length	width	height
	72"	30"	31"
	183 cm	76 cm	79 cm

Flat Top Option Use -088 after model number



9105-30

Treatment Table with Drawers & Shelf

- Two easy clean, plastic drawers, shelf and adjustable backrest
- 400 lbs. load capacity under normal use (181 kg)

9013-27	length	width	height
	72"	27"	31"
	183 cm	69 cm	79 cm

9013-30 30" width model (76 cm)

Flat Top Option Use -088 after model number



9013

Cabinet Style, Treatment Table with 4 Doors

- Features 4 doors, adjustable backrest and 2 storage compartments each with an adjustable shelf
- Adjustable doors with concealed soft-close hinges
- 425 lbs. load capacity under normal use

9074-27	length	width	height
	72"	274"	31"
	183 cm	691 cm	79 cm

9074-30 30" width model (76 cm)

Flat Top Option Use -088 after model number



9074



9133

⚠ WARNING: Products featured on this page can expose you to chemicals, including diisononyl phthalate (DINP), which is known to the State of California to cause cancer.

For more information go to www.P65Warnings.ca.gov.

STYLE LINE TREATMENT TABLES

Cabinet Style, Treatment Table with 4 Doors

- Features an adjustable backrest, 2 storage compartments, 2 sliding doors and an adjustable shelf in each compartment
- Adjustable doors with concealed soft-close hinges
- 425 lbs. load capacity under normal use



9044-27	length	width	height
	72"	27"	31"
	183 cm	69 cm	79 cm

9044-30 30" width model (76 cm)

Flat Top Option Use -088 after model number



Flat Top Style Line Straight Line Treatment Table with Shelf and Two Drawers

- Steel reinforced, pre-assembled plywood top frame
- Coordinating laminate two drawer unit and shelf
- 1 1/8" panel legs with nylon glides (2.85 cm)
- Vertical spanner for extra support
- Bolt-through, pre-threaded hardware
- Fast, easy assembly with basic tools
- 400 lbs. load capacity under normal use (181.43 kg)

9313-27	length	width	height
	72"	27"	31"
	183 cm	69 cm	79 cm

30" width model (76 cm)

Flat Top Option Use -088 after model number

⚠ WARNING: Products featured on this page can expose you to chemicals, including diisononyl phthalate (DINP), which is known to the State of California to cause cancer.



Panel Leg, Space-Saver, Treatment Table

- Panel leg design
- Easy-clean, all laminate construction
- Pull-out, laminate, leg rest extends length of the table
- Adjustable pneumatic backrest
- 400 lbs. load capacity under normal use (181 kg)

8850	length	width	height
	58"/72" extended	28 1/2"	31"
	147 cm/183 cm extended	72 cm	81 cm

⚠ WARNING: This product can expose you to chemicals, including diisononyl phthalate (DINP), which is known to the State of California to cause cancer.

For more information go to www.P65Warnings.ca.gov.

STEP-UP TREATMENT TABLES



Step-Up Treatment tables are literally and figuratively a "step up" from regular treatment tables. A handy easy-to-use, sturdy, pull-out step stool is built right in, so it stays in place when in use and slides out of the way when stored.

Step-Up Treatment Tables feature:

- Easy-clean laminate surfaces
- All welded, reinforced stool
- Rounded corner top
- 2" of firm, foam padding (5 cm)
- Adjustable backrest standard on all models
- Choice of upholstery colors



Step-Up, Treatment Table with Sliding Doors

- Sturdy, all laminate and steel construction
- Handy, steel stool with slip-resistant top pulls out for use, and neatly stores out of the way when not in use
- Stool can be easily changed on site for use on either side of the table
- Adjustable backrest with 2" for firm foam padding
- 2 sliding door storage, accessible from either side of the table
- Non-marking glides for easy positioning

9777-27	length	width	height
	72"	27"	31"
	183 cm	69 cm	79 cm

9777-30 30" width model (76 cm)

Flat Top Option Use -088 after model number

! WARNING: This product can expose you to chemicals, including diisononyl phthalate (DINP), which is known to the State of California to cause cancer.

For more information go to www.P65Warnings.ca.gov.



Stool Stored

9777 (shown with optional paper dispenser)

STEP-UP TREATMENT TABLES

Step-Up, Treatment Table with Doors & Drawers

- Sturdy, all laminate and steel construction
- Handy, steel stool with slip-resistant top pulls out for use, and neatly stores out of the way when not in use
- Stool can be easily changed on site for use on either side of the table
- Adjustable backrest with 2" for firm foam padding
- 3-door storage accessible from either side of the table
- 2-drawer module can be easily moved for access from either left or right side of the table
- Non-marking glides for easy positioning

9705-27	length	width	height
	72"	27"	31"
	183 cm	69 cm	79 cm

9705-30 30" width model (76 cm)

Flat Top Option Use -088 after model number

CLINTON
Step-up
TREATMENT TABLES



9705



Flat Top



Stool Stored



9704



Flat Top



Stool Stored

Step-Up, Treatment Table with 4 Doors

- Sturdy, all laminate and steel construction
- Handy, steel stool with slip-resistant top pulls out for use, and neatly stores out of the way when not in use
- Stool can be easily changed on site for use on either side of the table
- Adjustable backrest with 2" for firm foam padding
- 4-door storage accessible from either side of the table
- Non-marking glides for easy positioning

9704-27	length	width	height
	72"	27"	31"
	183 cm	69 cm	79 cm

9704-30 30" width model (76 cm)

Flat Top Option Use -088 after model number

⚠ WARNING: Products featured on this page can expose you to chemicals, including diisononyl phthalate (DINP), which is known to the State of California to cause cancer.

For more information go to www.P65Warnings.ca.gov.

CLINTON
Step-up
TREATMENT TABLES



TABLE OPTIONS

Tailor specific tables to meet your needs with a variety of Clinton options.

Options can enhance the functionality of specific tables and are economical to add to many tables.

Please check the availability of options on specific tables by visiting our web site at www.clinton-ind.com

Special Height

- 36" maximum, 21" minimum. When ordering, state desired height to top of pad on table. (91 cm max/53 cm min)

**Option not available on Alpha Series tables. Check for availability on specific models.*

005



Special Length

- 78" maximum, 54" minimum length for adjustable tops & 48" minimum length for flat tops. When ordering state desired length (table top). (198 cm max/137 cm min & 122 cm min)

006




Nose hole

- Allows patient to lie face down without turning head. 9"L x 2"W

009

length	width
9"	2"
22 cm	5 cm




Safety Strap

- Strap secures with quick fasten hook and loop fastener

077

length	width
92"	2"
234 cm	5 cm



Small Pillow

length	width	height
14"	12"	3"
36 cm	30 cm	8 cm

Large Pillow

length	width	height
13"	20"	3"
33 cm	51 cm	8 cm

Paper Dispenser

- Accommodates paper rolls from 18" to 21" wide

030

width	height
20 1/2"	4 1/2"
52 cm	11 cm

Paper Cutter


- Clear plastic with elastic straps.

040

Flat Top Option

- This option has no extra charge, but must be specified when ordering
- For Alpha and Classic Series use flat top model numbers. See pages 8 and 9, and 14 and 15 respectively.

088



SPACE-SAVER TREATMENT TABLES

With the increased demand for health services, modern facilities are being designed with smaller individual exam rooms to maximize space and to provide better service to an increasing number of patients. Clinton recognizes this need for efficiencies in space and budgets and has developed a line of exam tables that provides big advantages in clinical applications and budget appropriations.

All Space-Saver, Treatment Tables feature:

- Easy access height of just 31 inches
- Adjustable backrest
- Pull-out, laminate, leg rest that extends the length of the patient area
- Paper dispenser included
- Extra paper roll storage
- Available in woodtones and solid color laminates
- Wide selection of upholstery colors



8844



8844 Stool Stored

Cabinet Style, Space Saver, Treatment Table with Step Stool

- Cabinet-style design
- Easy-clean, all laminate construction
- Handy, welded steel, pull-out, step stool
- Pull-out, laminate, leg rest extends the table's length
- Plenty of storage
- Side door storage access from either side
- Two drawer storage at the foot of the table
- Adjustable, pneumatic backrest
- 400 lbs. load capacity under normal use (181 kg)

8844	length	width	height
	58"/72" extended	28 1/2"	31"
	147 cm/183 cm extended	72 cm	81 cm
step stool	16 7/8"	19 1/2"	7 3/4"
	43 cm	50 cm	20 cm




8834

Cabinet Style, Space-Saver, Treatment Table

- Cabinet-style design
- Easy-clean, all laminate construction
- Pull-out, laminate, leg rest extends the length of the table
- Plenty of storage
- Side door storage access from either side
- Two drawer storage at the foot of the table
- Adjustable, pneumatic backrest
- 400 lbs. load capacity under normal use (181 kg)

8834	length	width	height
	58"/72" extended	28 1/2"	31"
	147 cm/183 cm extended	72 cm	81 cm



Pull-out, laminate, leg rest

⚠️ WARNING: This product can expose you to chemicals, including diisononyl phthalate (DINP), which is known to the State of California to cause cancer.

For more information go to www.P65Warnings.ca.gov.

⚠️ WARNING: This product can expose you to chemicals, including diisononyl phthalate (DINP), which is known to the State of California to cause cancer.

For more information go to www.P65Warnings.ca.gov.

FAMILY PRACTICE TABLES

Clinton Family Practice Tables are perfect for the private practice physician, clinic or urgent care medical facility. Their versatile design, durable construction and multi-use features along with a very reasonable pricepoint make them a popular choice for anyone seeking a cost effective alternative to expensive exam tables.

Clinton Family Practice Tables are available in a variety of styles which offer choices in features, options and price. The 58" length, with a pull-out, laminate, leg rest that extends the length of the table up to 72", makes them a great fit for small exam rooms where space is at a premium.

From economical to very economical, Clinton has a family practice table that is just right for most needs.

All Family Practice Tables feature:

- Easy access height of just 31 inches
- Adjustable backrest
- Pull-out, easy-clean, laminate leg rest that extends the length of the patient area
- Available in woodtones and solid color laminates
- Wide selection of upholstery colors




Pull-out, slate, laminate, leg rest



2 drawer storage (8890 & 8870)



2-Position Stirrups



Paper Roll Storage



Airlift Backrest



Both Sides Access (8890 & 8870)



Pull-out step stool (8890 only)



Family Practice Table with Step Stool

- Heavy duty table laminate construction
- Adjustable pneumatic backrest
- Handy, welded steel, pull-out, step stool
- Storage access from either side, so work flow is a full 360° around the table.
- Two drawer storage at the foot end of the table
- Two-position, pull-out stirrups that fold neatly out of sight when not in use
- Pull-out, laminate, leg rest extends the length of the table
- 400 lbs. load capacity under normal use (181 kg)

8890	length	width	height
	58"/72" extended	28 ¹ / ₂ "	31"
	147 cm/183 cm extended	72 cm	81 cm
step stool	16 ⁷ / ₈ "	19 ¹ / ₂ "	7 ³ / ₄ "
	43 cm	50 cm	20 cm



Pull-out step stool in stored position

Step stool in use position

WARNING: This product can expose you to chemicals, including chromium, which is known to the State of California to cause cancer or reproductive toxicity.

For more information go to www.P65Warnings.ca.gov.



8870

Family Practice Table

- Heavy duty table laminate construction
- Adjustable pneumatic backrest
- Storage access from either side, so work flow is a full 360° around the table.
- Two drawer storage at the foot end of the table
- Two-position, pull-out stirrups that fold neatly out of sight when not in use
- Pull-out, laminate, leg rest extends the length of the table expanded performance
- 400 lbs. load capacity under normal use (181.43 kg)

8870	length	width	height
	58"/72" extended	28 1/2"	31"
	147.31 cm/182.87 cm extended	68.58 cm	78.74 cm



Two-position stirrups

⚠ WARNING: This product can expose you to chemicals, including chromium, which is known to the State of California to cause cancer or reproductive toxicity.



8860

Family Practice Table

- Panel leg design
- Easy-clean, all laminate construction
- Adjustable pneumatic backrest
- Pull-out, laminate, leg rest extends the length of the table
- Two-position, pull-out stirrups that fold neatly out of sight when not in use
- 400 lbs. load capacity under normal use (181 kg)

8860	length	width	height
	58"/72" extended	28 1/2"	31"
	147 cm/183 cm extended	72 cm	81 cm



Pull-out, laminate, leg rest

⚠ WARNING: This product can expose you to chemicals, including chromium, which is known to the State of California to cause cancer or reproductive toxicity.

READY ROOM™



an all-inclusive Clinton exclusive

AN ENTIRE ROOM, ONE ORDER NUMBER — ONE PRICE!

The best and most affordable way to quickly furnish an entire room all for a single price.

What you see is what you get— a complete room designed with the essential items you need to set up quickly and easily. Ready Rooms are easy to order, durable enough for years of service, backed by a 5-year limited warranty and look great as they appear in our photos or with your choice of color options.

Save time and save money with this inclusive, exclusive offer from Clinton!

Set up an exam room quickly, easily and affordably with Clinton's Classic Ready Room. This package deal features our best casework, classic wood treatment table and the latest in accessories to make any exam room ready—all at one-stop-shop convenience and a package price.

1013-27 Classic Ready Room

1013-27-RR

(no model substitutions, your choice of Clinton Fashion Finishes and upholstery colors)

- 1013-27 with Adjustable Backrest and Paper Dispenser in your choice upholstery colors
- 8348 Wall Cabinets in your choice of Fashion Finishes
- 8648 Base Cabinets in your choice of Fashion Finishes with stainless steel sink and chrome faucet set included
- 48P Postform Top in your choice of color
- 9810 Large, Tec-Cart, Mobile Work Station with Drawer
- GS-3020 Double, Stainless Steel, Glove Box Holder
- C-40B Premium, Padded, Side Chair in your choice of upholstery colors



⚠️ WARNING: One or more of the products in this grouping can expose you to chemicals, including chromium, which is known to the State of California to cause cancer or reproductive toxicity.

For more information go to www.P65Warnings.ca.gov.

READY ROOM™

A complete office, well equipped and ready for patients. Clinton's 8890 Family Practice Ready Room package offers big advantages in function at a much smaller price point than other manufacturers.

8890 Family Practice, Ready Room

8890-RR

(No model substitutions. Your choice of laminate and upholstery colors.)

- 8890 in your choice of laminate and upholstery colors
- 8248 Wall Cabinets in your choice of laminate colors
- 8048 Base Cabinets with sink in your choice of laminate colors
- 2135 in your choice of upholstery colors
- GS-3000 Single, Stainless Steel, Glove Box Holder
- TR-20W 20-Quart, Stainless Steel, Waste Receptacle
- C-40B Premium, Padded, Side Chair in your choice of upholstery colors



Get Fashion Finish casework packaged with 5 additional, essential items for the ultimate in modern office function and decor. And best of all, it's easy to order, durable enough for years of service and backed by a 5-year limited warranty.

8890 Family Practice, Fashion Finish, Ready Room

8890-RRFF

(No model substitutions. Your choice of laminates, upholstery colors and fashion finishes.)

- 8890 in your choice of laminate and upholstery colors
- 8348 Wall Cabinets in your choice of Fashion Finishes
- 8648 Base Cabinets with sink in your choice of Fashion Finishes
- 48" Postform Countertop in your choice of 3 colors
- 2135 in your choice of upholstery colors
- GS-3000 Single, Stainless Steel, Glove Box Holder
- TR-20S 20-Quart Stainless Steel Waste Receptacle
- C-40B Premium, Padded, Side Chair in your choice of upholstery colors



fashionfinish
CASEWORK BY CLINTON

⚠️ WARNING: One or more of the products in these groupings can expose you to chemicals, including chromium, which is known to the State of California to cause cancer or reproductive toxicity.

Perfect for school nurse's office or infirmary, School Nurse Ready Room eliminates the hassle of multi-sourcing individual items. Ready Room offers a one stop shop that makes ordering, delivery and set-up easier than ever.

3620-27 School Nurse Ready Room

3620-27-RR

(no model substitutions, your choice of laminates and upholstery colors)

- 3620-27 with Adjustable, Wedge Headrest in your choice upholstery colors
- 8248 Wall Cabinets in your choice of laminate colors
- 8048-99 Base Cabinets with desk in your choice of laminate colors, plus stainless steel sink and chrome faucet set
- 21335 in your choice of upholstery colors
- TR-20W 20-Quart, White, Medium Round Waste Receptacle
- GS-3000 Single, Stainless Steel, Glove Box Holder
- C-40B Premium, Padded, Side Chair in your choice of upholstery colors



3600-27 School Nurse Ready Room

3600-27-RR

(no model substitutions, your choice of laminates and upholstery colors)

- 3600-27 in your choice upholstery colors
- 8248 Wall Cabinets in your choice of laminate colors
- 8048 Base Cabinets in your choice of laminate colors
- 21335 in your choice of upholstery colors
- GS-3000 Single, Stainless Steel, Glove Box Holder
- TR-20W 20-Quart, Stainless Steel, Waste Receptacle
- C-40B Premium, Padded, Side Chair in your choice of upholstery colors



⚠️ WARNING: One or more of the products in these groupings can expose you to chemicals, including chromium, which is known to the State of California to cause cancer or reproductive toxicity.



5 Year
Limited
Warranty

Power up your exam room in no time with a complete exam room that's one of the most affordable in it's class. Clinton's Power Ready Room highlights a dependable power treatment table and our latest in upscale casework along with other essentials to complete the space—all at a sharp package price.

81360 Power Ready Room

81360-RR

(No model substitutions. Select your choice of laminate, upholstery colors and fashion finishes.)

- 81360 in your choice upholstery colors
- 8348 Wall Cabinets in your choice of Fashion Finishes
- 8648 Base Cabinets in your choice of Fashion Finishes with stainless steel sink and chrome faucet set included
- 48P Postform Top in your choice of color
- 21335 in your choice of upholstery colors
- GS-3000 Single, Stainless Steel, Glove Box Holder
- TR-20W 20-Quart, Stainless Steel, Medium Round Waste Receptacle
- C-40B Premium, Padded, Side Chair in your choice of upholstery colors

⚠ WARNING: One or more of the products in this grouping can expose you to chemicals, including chromium, which is known to the State of California to cause cancer or reproductive toxicity.

For more information go to www.P65Warnings.ca.gov.



5 Year
Limited
Warranty

CLINTON
Kids
making function fun™

Who doesn't like friendly animals? And better yet, who doesn't like the convenience of an entire pediatric exam room designed for you? Get some of the best young patient and parent pleasing Clinton Kids™ products all packaged at a price that is ready to go.



⚠ WARNING: One or more of the products in this grouping can expose you to chemicals, including chromium, which is known to the State of California to cause cancer or reproductive toxicity.

For more information go to www.P65Warnings.ca.gov.

7020 Zoo Bus, Pediatric Ready Room

7020-RR

(No model substitutions. Your choice of upholstery colors.)


- 7020 Fun Series Zoo Bus Treatment Table with Black upholstery
- 6120-BW Schoolhouse Base & Wall Cabinets with Slate Gray top and sides plus stainless steel sink and chrome faucet set
- 10-K Koala Pediatric Laminate Step Stool
- 21335 in your choice of upholstery colors
- GS-3022 Double, Slimline, Stainless Steel, Glove Box Holder
- C-40B Premium, Padded, Side Chair in your choice of upholstery colors

RECOVERY COUCHES

Clinton Recovery Couches come in nearly as many styles and configurations as there are uses for comfortable, cost-effective couches. They're perfect for school nurse offices, outpatient surgery centers or anywhere temporary rest is needed for children or adults.

Recovery Couches feature:

- 7 versatile designs
- 2" firm foam padding (5 cm)
- Solid plywood, frame construction
- Easy clean laminate models, classic chrome or wood leg models
- Paper dispenser included with all models
- Premium, stain-resistant, woven, knit-backed vinyl upholstery
- 250 lbs. load capacity under normal use (113 kg)



3620

Hardwood Leg Couch

- Solid plywood, frame construction for strength and durability
- Non-adjustable, wedge headrest
- Solid, natural finish, hardwood legs
- Paper dispenser included
- 250 lbs. load capacity under normal use (113 kg)

3620-24	length	width	height
	72"	24"	18"
	183 cm	61 cm	46 cm

3620-27 27" width model (68.58 cm)

⚠ WARNING: This product can expose you to chemicals, including diisononyl phthalate (DINP), which is known to the State of California to cause cancer.

For more information go to www.P65Warnings.ca.gov.



RECOVERY COUCHES



Chrome Leg Couch

- Solid plywood, frame construction
- Non-adjustable wedge headrest
- Chrome-plated, round, steel legs
- Paper dispenser included
- 250 lbs. load capacity under normal use (113 kg)

3600

3600-24	length	width	height
	72"	24"	18"
	183 cm	61 cm	46 cm

3600-27 27" width model (68.58 cm)

⚠️ WARNING: This product can expose you to chemicals, including chromium, which is known to the State of California to cause cancer or reproductive toxicity.

For more information go to www.P65Warnings.ca.gov.



3610

Panel Leg Couch

- Steel frame construction
- Built-in, non-adjustable wedge headrest
- Easy-clean laminate legs
- Paper dispenser included (mounted to head end leg)
- 250 lbs. load capacity under normal use (113 kg)

3610-24	length	width	height
	72"	24"	18"
	183 cm	61 cm	46 cm

3610-27 27" width model (69 cm)

⚠️ WARNING: This product can expose you to chemicals, including diisononyl phthalate (DINP), which is known to the State of California to cause cancer.

For more information go to www.P65Warnings.ca.gov.



3713-16

Upholstered Apron Couch with Double Drawer Storage

- Easy-clean, all laminate construction
- Adjustable, pillow wedge headrest
- Cabinet style base with flat panel laminate & steel drawers (available with optional 055 locks)
- Built-in paper dispenser
- 300 lbs. load capacity under normal use (136 kg)

3713-16	length	width	height
	72"	27"	20"
	183 cm	69 cm	51 cm

3713-15 with flat foam adjustable headrest

3713-10 with non-adjustable pillow wedge



Built-in paper dispenser



3770-16

Upholstered Apron Couch with Sliding Doors

- Easy-clean, all laminate construction
- Adjustable, pillow wedge headrest
- Cabinet style base with flat panel laminate & sliding doors (available with optional 055 locks)
- Built-in paper dispenser
- 300 lbs. load capacity under normal use (136 kg)

3770-16	length	width	height
	72"	27"	20"
	183 cm	69 cm	51 cm

3770-15 with flat foam adjustable headrest

3770-10 with non-adjustable pillow wedge

Optional Adjustable Wedge Headrest

- 016**
- For models 3600, 3610 & 3620



016

⚠️ WARNING: Products on this page can expose you to chemicals, including diisononyl phthalate (DINP), which is known to the State of California to cause cancer.

For more information go to www.P65Warnings.ca.gov.



Ask about Clinton's entire line of products. Call for any of our product catalogs today.

- Medical Casework
- Power Tables
- Seating & Medical Accessories
- Phlebotomy Equipment
- Pediatric Equipment
- Physical Therapy Equipment