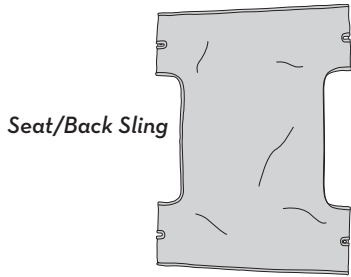
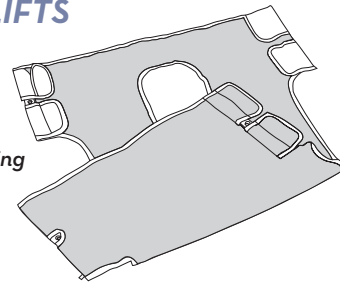


SLINGS FOR FLOOR LIFTS

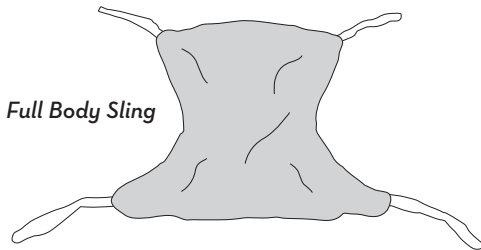


Seat/Back Sling

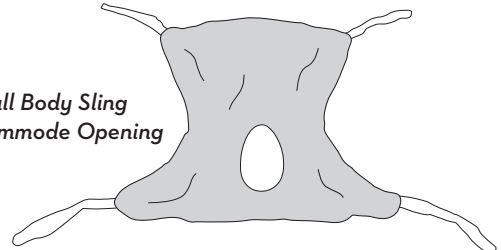


Seat/Back Sling
w/Commode Opening

SLING #	SLING POINTS	CHAIN/STRAP	DESCRIPTION	DESIGN	MATERIAL	SIZE	DIMENSION	WT. CAP.	CRADLE POINTS
13025	2	13019-Chain	Sling	Mesh	Polyester	—	39" x 25"	330 lbs.	2 or 6
13011	2	13019-Chain	Sling	Solid	Nylon	—	39" x 25"	300 lbs.	2 or 6
13012	2	13019-Chain	Sling	Solid	Canvas	—	39" x 25"	330 lbs.	2 or 6
13026	2	13019-Chain	Sling w/Commode Opening	Mesh	Polyester	—	39" x 25"	330 lbs.	2 or 6
13013	2	13019-Chain	Sling w/Commode Opening	Solid	Nylon	—	39" x 25"	330 lbs.	2 or 6
13014	2	13019-Chain	Sling w/Commode Opening	Solid	Canvas	—	39" x 25"	330 lbs.	2 or 6
13060	2	13019-Chain	Heavy Duty Sling	Solid	Canvas	—	39" x 39"	600 lbs.	2 or 6
13061	2	13019-Chain	HD Sling w/ Commode Opening	Solid	Canvas	—	39" x 39"	600 lbs.	2 or 6

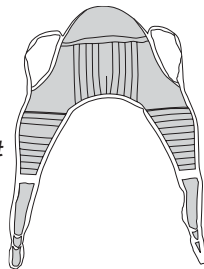


Full Body Sling

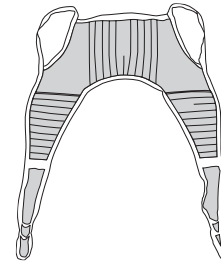


Full Body Sling
w/Commode Opening

SLING #	SLING POINTS	CHAIN/STRAP	DESCRIPTION	DESIGN	MATERIAL	SIZE	DIMENSION	WT. CAP.	CRADLE POINTS
13223M	4	Not Required	Full Body	Mesh	Polyester	Medium	53" x 42"	600 lbs.	4 or 6
13223L	4	Not Required	Full Body	Mesh	Polyester	Large	58" x 45"	600 lbs.	4 or 6
13222M	4	Not Required	Full Body	Solid	Polyester	Medium	53" x 42"	600 lbs.	4 or 6
13222L	4	Not Required	Full Body	Solid	Polyester	Large	58" x 45"	600 lbs.	4 or 6
13224XL	4	Not Required	Full Body	Solid	Polyester	X Large	62" x 45"	600 lbs.	4 or 6
13221XXL	4	Not Required	Full Body - Bariatric	Mesh	Polyester	XX Large	51" x 43"	600 lbs.	4 or 6
13221M	4	Not Required	Full Body w/Com. Opening	Mesh	Polyester	Medium	53" x 42"	600 lbs.	4 or 6
13221L	4	Not Required	Full Body w/Com. Opening	Mesh	Polyester	Large	58" x 45"	600 lbs.	4 or 6
13221XL	4	Not Required	Full Body w/Com. Opening	Mesh	Polyester	X Large	60" x 44"	600 lbs.	4 or 6
13221XXLC	4	Not Required	Full Body - Bariatric w/ Commode	Mesh	Polyester	XX Large	55" x 45"	600 lbs.	4 or 6



U-Sling w/Head Support



U-Sling w/o Head Support

SLING #	SLING POINTS	CHAIN/STRAP	DESCRIPTION	DESIGN	MATERIAL	SIZE	DIMENSION	WT. CAP.	CRADLE POINTS
13220S	4	Not Required	U-Sling w/ Hd Sup.-Padded	Solid	Polyester	Small	44" x 35"	600 lbs.	4 or 6
13220M	4	Not Required	U-Sling w/ Hd Sup.-Padded	Solid	Polyester	Medium	49" x 37"	600 lbs.	4 or 6
13220L	4	Not Required	U-Sling w/ Hd Sup.-Padded	Solid	Polyester	Large	54" x 46"	600 lbs.	4 or 6
13220XL	4	Not Required	U-Sling w/ Hd Sup.-Padded	Solid	Polyester	X Large	58" x 49"	600 lbs.	4 or 6
13225S	4	Not Required	U-Sling w/o Hd Sup.-Padded	Solid	Polyester	Small	—	600 lbs.	4 or 6
13225M	4	Not Required	U-Sling w/o Hd Sup.-Padded	Solid	Polyester	Medium	—	600 lbs.	4 or 6
13225L	4	Not Required	U-Sling w/o Hd Sup.-Padded	Solid	Polyester	Large	—	600 lbs.	4 or 6
13225XL	4	Not Required	U-Sling w/o Hd Sup.-Padded	Solid	Polyester	X Large	—	600 lbs.	4 or 6

Drive slings can be used with any competitive floor-style lift.
Sling Chains (13019), Bariatric Chains (13019B) or Sling Straps (13232) Sold Separately

Important Notice: Item numbers that display an asterisk () reflect an item that will be discontinued or package change.