



PARTS LIST

| Image Number | Note | Part Number | Description | QTY per Product |
|------------------|-------|----------------|--|-----------------|
| 1 | D | 404500 | CASTER, STEEL 5" TOTAL LOCK | 4 |
| VERSION 1 | | | | |
| 2 | A,E | 400550 | CASTER, NYLON 5" TOTAL LOCK (NO LONGER AVAILABLE) | 3 |
| 2 | A,C,E | 400560 | CASTER, NYLON 5" DIRECTNL LOCK (NO LONGER AVAILABLE) | 1 |
| 3 | F | 200560K | OBSOLETE DIRECTIONAL CASTER REPLACEMENT KIT | 1 |
| VERSION 2 | | | | |
| 3 | B | 400575 | CASTER, NYLON 5" TOTAL LOCK W/PRECISION BEARING WHEEL, STD COLOR | 3 |
| 3 | B,C | 400585 | CASTER, NYLON 5" DIRECT. LOCK W/PRECISION BEARING WHEEL, STD COLOR | 1 |
| 1,2,3 | | 566400 | BOLT-CARRIAGE 1/4-20 X 1 1/4 ZINC | 4 |
| 1,2,3 | | 566204 | NUT-1/4-20 HEX NYLON LOCKNUT ZINC | 4 |

NOTES

| Note | Description |
|------|---|
| A | VERSION 1 = 655's made BEFORE serial # 655A105848 |
| B | VERSION 2 = 655's made from serial # 655A105848 to Present |
| C | 400560 or 400585 is installed on the LEFT REAR of chair frame. |
| D | 404500 are for ALL versions of 6531 models |
| E | This item is no longer available. MUST order kit 200560K . See NOTE F |
| F | This kit available as a replacement for 400560 & 400550. It includes the first 4 items listed under VERSION 2 |
| | <i>Left & Right is determined - as if sitting in the chair</i> |





PARTS LIST

| Image Number | Note | Part Number | Description | QTY per Product |
|--------------|------|-------------|---|-----------------|
| 1 | E, F | 246550 | 655A WELDED MAIN FRAME | 1 |
| 1A | | 403460 | RELEASE CABLE, 26" W/ACTUATOR & Z FITTING | 2 |
| 1B | | 566534 | SCREW-TAP 10 X 3/4 RND WASHER SQ T/S ZINC | 4 |
| 1C | | 402855 | ROTARY LATCH, HD SPRING (RIGHT) | 1 |
| 1D | | 402850 | ROTARY LATCH, HD SPRING (LEFT) | 1 |
| 1E | | 566572 | SCREW, BUTTON HEAD 1/4-20 X 3/4" | 4 |
| 1F | | 566301 | WASHER-1/4 INT. TOOTH LOCKWASHER ZINC | 4 |
| 2 | D | 265130 | PLASTIC SIDE PANEL - DROP ARM MAIN FRAME | 2 |
| 3 | E | 701040 | TRAY RECEIVING TUBE FLANGED INSERT | 4 |
| 3 | E | 701045 | TRAY RECEIVING TUBE PLAIN INSERT | 4 |

NOTES

| Note | Description |
|------|---|
| D | LEFT & RIGHT are NOT required when ordering |
| E | Part #'s 701040 , 701045 , & 264550 MUST be ordered together |
| F | For 655A models ONLY. |
| | <i>Left & Right is determined - as if sitting in the chair</i> |



PARTS LIST



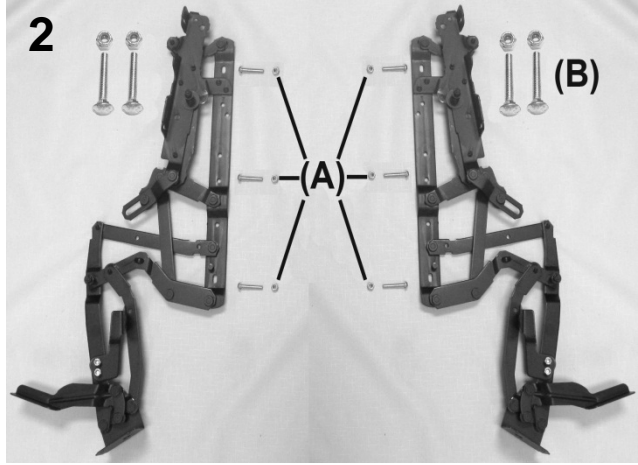

| Image Number | Note | Part Number | Description | QTY per Product |
|---|--|-----------------|---|-----------------|
| RIGHT SIDE | | | | |
| 1A | A,E | 243120K | 655A-657A DROP ARM ASSM KIT - RIGHT | 1 |
| 1A | B | 243120 | 655A-657A DROP ARM, RIGHT | 1 |
| N/A | A,E,F | 243121K | 655A-657A DROP ARM ASSM KIT - RIGHT (NT OPTION CHAIRS) | 1 |
| N/A | B,F | 243121 | WELDED DROP ARM (R) NO SIDE TABLE 655-657 | 1 |
| 1A | B,D | 700700 | SQ 1" CAP, GRAY | 4 |
| 1A | B,D | 500750 | 5/16" PUSHNUT FASTENER NICKEL | 2 |
| N/A | B,D | 500610 | PARACHUTE WASHER 3/4"-18ga.HD tube connector | 2 |
| 1B | E | 243135KR | 655/657 WELDED LOWER BRACE ASSM. KIT - RIGHT | 1 |
| 1B | B,D | 566404 | BOLT-1/4-20 X 1 3/4 HEX CAP SREW GR 2 ZINC | 2 |
| 1B | B,D | 202770 | STRIKER PIN, 3/8 X 1" (5/16-18 THREAD) | 1 |
| 1B | B,D | 566205 | NUT-5/16-18 HEX NYLON LOCK NUT ZINC | 1 |
| 1B | B | 243135R | WELDED DA LOWER BRACE W/O CLIPS,RIGHT | 1 |
| 1B | B,D | 566205 | NUT-5/16-18 HEX NYLON LOCK NUT ZINC | 1 |
| 1B | B,D | 902320 | VELCRO 3/4" HOOK W/ ADV. BACK, BLACK | 26" |
| 1B | B,D | 566303 | WASHER-1/4 SAE FLAT WASHER ZINC | 2 |
| 1B | B,D | 700700 | SQ 1" CAP, GRAY | 2 |
| 2 | C | U0902XX | UPHOLSTERED SIDE PANEL, RIGHT | 1 |
| N/A | C,H | U0902XX00** | RIGHT SIDE PANEL W/ HM-HT ASSEMBLY KIT | 1 |
| 4 | C,H,F | U0904XX00** | RIGHT SIDE PANEL W/ HM-HT ASSEMBLY KIT FOR NT OPTION | 1 |
| HT/ HM replacements are not available for any chair manufactured before 2008. Must replace the entire chair. | | | | |
| **Heat & Massage Identifiers | | | | |
| M5 | For chairs w/ heat/massage made 04-01-14 to present add identifier after TB option i.e. U0902XXTB XX | | | |
| M4 | For chairs w/ heat/massage made 05-18-12 to 03-31-14 add identifier after TB option i.e. U0902XXTB XX | | | |
| M3 | For chairs w/ heat/massage made 06-22-10 to 05-17-12 add identifier after TB option i.e. U0902XXTB XX | | | |
| M1 | For chairs w/ heat/massage made 01-01-08 to 06-21-10 add identifier after TB option i.e. U0902XXTB XX | | | |
| **Heat ONLY Identifiers | | | | |
| H5 | For chairs w/ heat only made 04-01-14 to present add identifier after TB option i.e. U0902XXTB XX | | | |
| H4 | For chairs w/ heat only made 05-18-12 to 03-31-14 add identifier after TB option i.e. U0902XXTB XX | | | |
| H3 | For chairs w/ heat only made 06-22-10 to 05-17-12 add identifier after TB option i.e. U0902XXTB XX | | | |
| H1 | For chairs w/ heat only made 01-01-08 to 06-21-10 add identifier after TB option i.e. U0902XXTB XX | | | |
| LEFT SIDE | | | | |
| 1A | E,G | 243130K | 655A-657A DROP ARM ASSM KIT - LEFT | 1 |
| 1A | B | 243130 | 655A-657A DROP ARM, LEFT | 1 |
| 1A | A,E,F,G | 243141K | 655A-657A DROP ARM ASSM KIT - LEFT (NT OPTION CHAIRS) | 1 |
| 1A | B | 243141 | WELDED DROP ARM (L) NO SIDE TABLE 655-657 | 1 |
| 1B | E,G | 243135KL | 655/657 WELDED LOWER BRACE ASSM. KIT - LEFT | 1 |
| 1B | B | 243135L | WELDED DA LOWER BRACE W/O CLIPS, LEFT | 1 |
| 3 | C | U0802XX | UPHOLSTERED SIDE PANEL, LEFT | 1 |
| NOTES | SEE NEXT PAGE FOR IMPORTANT NOTES | | | |



| | | |
|--------|---|---------------------------------------|
| Title: | 6550-6551 Drop Arm Care Cliner Parts List | Page 4 of 11 |
| | PL-6550-6551 | Effective Date: 11/22/2017 Rev. 02 |



NOTES

| Note | Description |
|------|--|
| A | Kit is NOT available as a replacement for Heat & Massage or Heat Only side panel frames. (See Pg. 9) |
| B | It is NOT recommended that these parts be sold seperately however in special cases they can be. |
| C | XX- Use color code for specific part number i.e. 02 - Royal Blue |
| D | These parts are also included in the LEFT & RIGHT kits |
| E | Serial #'s WITHOUT an "A" - These parts are NO LONGER AVAILABLE for replacement. |
| F | Chairs w/ NT option code (NO SIDE TABLES) MUST order this kit. |
| G | Kit also includes parts listed in the RIGHT side kits that have the "D" note. |
| H | HT/HM side panels can ONLY be purchased as the complete kit. Individual items (not listed) are not available. |
| | <i>Left & Right is determined - as if sitting in the chair</i> |



PARTS LIST

| Image Number | Note | Part Number | Description | QTY per Product |
|--------------|---|----------------|---|-----------------|
| 1 | | 216730K | 557A STYLE SEAT FRAME KIT | 1 |
| 1 | A | 216730 | WELDED SEAT FRAME 557A | 1 |
| 1 | A | 566515 | SCREW-MACH 10-24 X 1 3/4 PAN PHILLIP M/S ZINC | 4 |
| 1 | A | 700700 | SQ 1" CAP, GRAY | 2 |
| 2 | | 200800K | 653 MECHANISM KIT | 1 |
| 2 | A | 400811 | MECHANISM, RECLINER, LEFT 525/529/653 | 1 |
| 2 | A | 400821 | MECHANISM, RECLINER, RIGHT 525/529/653 | 1 |
| 2 | A | 402671 | MID OTTOMAN BRKT LEFT | 1 |
| 2 | A | 402681 | MID OTTOMAN BRKT RIGHT | 1 |
| 2A | A | 566506 | SCREW-MACH 1/4-20 X 1 1/2 RND PHIL M/S ZINC | 6 |
| 2B, 3 | A | 566401 | BOLT-CARRIAGE 1/4-20 X 1 1/2 ZINC | 4 |
| 2 | A | 566504 | SCREW-MACH 1/4-20 X 3/4 RND PHILLIP M/S ZINC | 4 |
| 2A, 2B, 3 | A | 566204 | NUT-1/4-20 HEX NYLON LOCKNUT ZINC | 14 |
| 3 | B | 216740K | 557A STYLE SEAT FRAME W/MECH KIT | 1 |
| 4 | | 704300 | SAFETY SHIELD, BLACK (L&R PAIR) | 1 PAIR |
| 4 | | 566536 | SCREW-TAP 10 X 1 3/4 RND STD WASHER SQ T/S ZINC | 2 |
| Note | Description | | | |
| A | It is NOT recommended that these parts be sold seperately however in special cases they can be. | | | |
| B | All parts listed above are included in this kit | | | |
| | <i>Left & Right is determined - as if sitting in the chair</i> | | | |



PARTS LIST

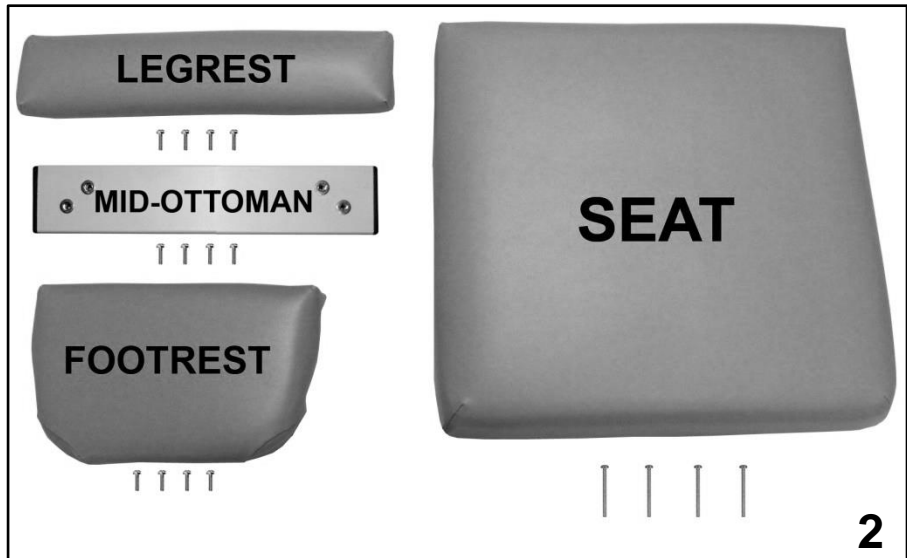
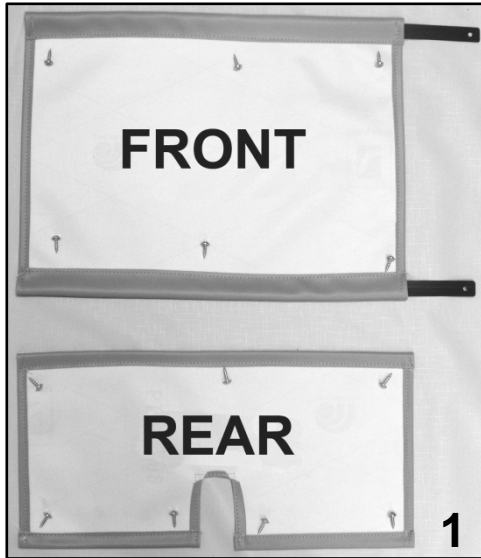
| Image Number | Note | Part Number | Description | QTY per Product |
|--------------|-------|----------------|---|-----------------|
| 1 | | 243204W | BACK FRAME W/WEBBING (653-655-690-694) | 1 |
| 1 | A | 200025K | CLEVIS/COTTER PIN ASSM. KIT | 2 |
| 2 | | 243205K | 653 RELEASE HANDLE ASSM KIT | 1 |
| 2 | G | 243205 | 653 RELEASE HANDLE | 1 |
| 2 | G | 506020 | 3/16 x 0.563 SLIC PIN ZP | 1 |
| 2 | G | 566321 | WASHER-SBUP 3/16 STEEL BACK WASHER | 1 |
| 2 | G | 566310 | WASHER-1/4 NYLON F/W (.275 X .50 X .0625) | 4 |
| 2 | D | 566606 | 1/4-20 X 1 1/2 HEX CAP SCREW, ZINC, FULLY THREADED | 2 |
| 2 | D | 566206 | NUT-1/4-20 HEX 2-WAY LOCK NUT ZINC | 2 |
| 3 | B,C,F | U0208XX | UPHOLSTERED BACK | 1 |
| 3 | B,C | HC00-XX | HEADREST COVER | 1 |
| 4A | | 203500K | CONTROL CABLE REPLACEMENT KIT | 1 |
| 4A | G | 403500 | CONTROL CABLE 34" | 1 |
| 4A | G | 506020 | 3/16 x 0.563 SLIC PIN ZP | 1 |
| 4A | G | 566321 | WASHER-SBUP 3/16 STEEL BACK WASHER | 1 |
| 4A | G | 566310 | WASHER-1/4 NYLON F/W (.275 X .50 X .0625) | 1 |
| 4B | | 200025K | CLEVIS/COTTER PIN ASSM. KIT | 2 |
| 4C | E | 205210 | CLINICAL CHAIR GAS CYL. W/OPERATOR ASSMD & ADJUSTED | 1 |
| NOTES | | | SEE NEXT PAGE FOR IMPORTANT NOTES | |



| | | |
|--------|---|---------------------------------------|
| Title: | 6550-6551 Drop Arm Care Cliner Parts List | Page 7 of 11 |
| | PL-6550-6551 | Effective Date: 11/22/2017 Rev. 02 |

NOTES

| Note | Description |
|---------------------------------------|---|
| A | Parts are included with 243204W |
| B | XX- Use color code for specific part number i.e. 02 - Royal Blue |
| C | HEADREST COVER is a separate item & is NOT included with the uph. back when ordering |
| D | It is NOT recommended that these parts be sold seperately however in special cases they can be. |
| E | When ordering it is recommended that part # 200025K be ordered as well. |
| F | For chairs with Heat and Massage or Heat ONLY option see " Heat & Massage Identifiers " below |
| G | Chairs purchased after 1-1-2017 may purchase part's seperatley. Chairs purchased BEFORE 1-1-2017 must order kit to replace obsolete hardware |
| OPTIONS | Use 00 if option is not needed i.e. U020802 00 HM for upholstered back without TB & with HM/HT |
| Heat & Massage Identifiers | |
| M5 | For chairs w/ heat/massage made 04-01-14 to present add identifier after TB option i.e. U0207XXTB XX |
| M4 | For chairs w/ heat/massage made 05-18-12 to 03-31-14 add identifier after TB option i.e. U0207XXTB XX |
| M3 | For chairs w/ heat/massage made 06-22-10 to 05-17-12 add identifier after TB option i.e. U0207XXTB XX |
| M1 | For chairs w/ heat/massage made 01-01-08 to 06-21-10 add identifier after TB option i.e. U0207XXTB XX Any chairs manufactured before January 2008 may not be available. A photo must be taken of controller (located on bottom of chair) & sent to customer service/engineering for verification. |
| Heat ONLY Identifiers | |
| H5 | For chairs w/ heat only made 04-01-14 to present add identifier after TB option i.e. U0207XXTB XX |
| H4 | For chairs w/ heat only made 05-18-12 to 03-31-14 add identifier after TB option i.e. U0207XXTB XX |
| H3 | For chairs w/ heat only made 06-22-10 to 05-17-12 add identifier after TB option i.e. U0207XXTB XX |
| H1 | For chairs w/ heat only made 01-01-08 to 06-21-10 add identifier after TB option i.e. U0207XXTB XX Any chairs manufactured before January 2008 may not be available. A photo must be taken of controller (located on bottom of chair) & sent to customer service/engineering for verification. |



PARTS LIST

| Image Number | Note | Part Number | Description | QTY per Product |
|--------------|-------|-------------|--|-----------------|
| 1 | A | U1403XX | FRONT APRON | 1 |
| 1 | A | U1503XX | REAR APRON | 1 |
| 1 | | 229910 | APRON SLAT, FRONT (653 STYLE) | 2 |
| 1 | | 566534 | SCREW-TAP 10 X 3/4 RND WASHER SQ T/S ZINC | 13 |
| 2 | A | U1003XX | UPHOLSTERED LEGREST | 1 |
| 2 | | 241705K | PAINTED MID-OTTOMAN KIT | 1 |
| 2 | A | U1104XX | UPHOLSTERED FOOTREST | 1 |
| 2 | | 566511 | SCREW-MACH 10-24 X 3/4" PAN PHIL M/S ZINC | 12 |
| 2 | A,B,C | U0301XX | UPHOLSTERED SEAT | 1 |
| 2 | | 566515 | SCREW-MACH 10-24 X 1 3/4" PAN PHILLIP M/S ZINC | 4 |
| N/A | C | 490014 | JUMPER , SEAT HEATING ELEMENT TO CONTROL MOD. | 1 |



NOTES

| Note | Description |
|---------|---|
| A | XX- Use color code for specific part number i.e. 02 - Royal Blue Screws needed to attach this product are included |
| B | For chairs with Heat and Massage or Heat ONLY option see " Heat & Massage Identifiers " below |
| C | Chairs with heat & massage or heat ONLY option made PRIOR to 01-01-2008 will need to order 490014 at NO ADDITIONAL CHARGE |
| OPTIONS | For TB133 Add TB after Part Number i.e. U0301XX TB |
| | Use 00 if option is not needed i.e. U0301XX 00 HT For Upholstered Seat without TB w/ HT |
| | Heat & Massage & Heat ONLY Identifiers |
| H5 | For chairs made 04-01-14 to present add identifier after TB option i.e. U0207XX TBXX |
| H4 | For chairs made 05-18-12 to 03-31-14 add identifier after TB option i.e. U0207XX TBXX |
| H3 | For chairs made 06-22-10 to 05-17-12 add identifier after TB option i.e. U0207XX TBXX |
| H1 | For chairs made 01-01-08 to 06-21-10 add identifier after TB option i.e. U0207XX TBXX Any chairs manufactured before January 2008 may not be available. A photo must be taken of controller (located on bottom of chair) & sent to customer service/engineering for verification. |



| PARTS LIST | | | | |
|--------------|----------|-------------|--|-----------------|
| Image Number | Note | Part Number | Description | QTY per Product |
| 1 | A-C, E-G | U0105XX | VERSION 1, 2, & 3 655A/657A UPHOLSTERED ARMREST | 2 |
| 2 | D,E | 705030 | ARM TRAY, INJECT MOLDED 529-653 STYLE | 2 |
| 3 | F | 566589 | SCREW-MACH 10-24 X 5/8" HEX WASHER SLOT M/S ZINC | 6 |

| NOTES | |
|---------|---|
| Note | Description |
| A | VERSION 1 Armrest for Models January 2000 to July 2005 (<i>MUST BE ORDERED IN QUANTITIES OF 2</i>) |
| B | VERSION 2 Armrest for Models August 2005 to Oct. 10, 2010 (<i>OKAY FOR SINGLE ARM SALES</i>) |
| C | VERSION 3 Armrest for Models Oct. 11, 2010 to Present (<i>OKAY FOR SINGLE ARM SALES</i>) |
| D | For VERSION 3 model ONLY. Tray is sold separately. Does NOT have to be ordered w/ replacement arms |
| E | VERSION 3 arms w/ tray can be ordered as an upgrade for VERSION 2 chairs - Must be ordered in quantities of 2 and must order trays to complete upgrade |
| F | 566589-Screws will fit ALL VERSIONS of armrest and are INCLUDED when ordering arms - (3) per arm |
| G | XX- Use color code for specific part number i.e. 02 - Royal Blue |
| OPTIONS | For TB133 Add TB after Part Number i.e. U0105XTB |
| | For clear vinyl option add CV after the TB option i.e. U0105XTB00CV |
| | Use 00 in place of options code if unavailable i.e. U0105XTB 00CV For Uph. Arm w/ TB without HM & w/ CV |



PARTS LIST

| Image | Note | Part Number | Description | QTY per |
|------------------|------|----------------|---|---------|
| VERSION 1 | | | | |
| 1 | A | 261615K | SIDETABLE w/CUPHOLDER INSTALLATION KIT WELDED-BRKT STYLE | 2 |
| 1 | B | 700420 | SIDE TABLE BLOW MOLDED PLASTIC VERSION ONE W/CUP HOLDER | 2 |
| 1 | B | 203155 | SIDE TABLE HINGE BRKT (PR), GRAY | 2 |
| 1 | B | 566300 | WASHER-10 INTERNAL TOOTH WASHER ZINC | 4 |
| 1 | B | 566509 | SCREW-MACH 10-24 X 3/8 PAN PHIL M/S ZINC | 4 |
| 1 | B | 243273 | THREADED ROD FOR SIDE TABLE KIT | 4 |
| 1 | B | 566205 | NUT-5/16-18 HEX NYLON LOCK NUT ZINC | 8 |
| VERSION 2 | | | | |
| 2 | | 261650K | WELDED BRKT. SIDE TABLE/COVER INSTALL KIT | 2 |
| 2 | B | 700440 | SIDE TABLE, BLOW MOLDED | 1 |
| 2 | B | 700426 | COVER, INJECTION MOLDED (FOR SIDE TABLE) | 1 |
| 2 | B | 203155 | SIDE TABLE HINGE BRKT (PR), GRAY | 1 |
| 2 | B | 566561 | #12 X 3/4" PANHEAD PHILLIPS TAP SCREW, ZINC | 4 |
| 2 | B | 243270 | 5/16 SS ROD FOR SIDE TABLE EA. | 1 |
| 2 | B | 500750 | 5/16" PUSHNUT FASTENER NICKEL | 2 |
| 2 | B | 243273 | THREADED ROD FOR SIDE TABLE KIT | 1 |
| 2 | B | 566205 | NUT-5/16-18 HEX NYLON LOCK NUT ZINC | 2 |

NOTES

| Note | Description |
|------|---|
| A | Assembly includes top rod ONLY. If bottom rod is needed MUST order (1) 243273 & (2) 566205 per side table |
| B | It is NOT recommended that these parts be sold seperately however in special cases they can be. |



| | | | |
|--------|---|----------------------------|---------|
| Title: | 6550-6551 Drop Arm Care Cliner Parts List | Page 11 of 11 | |
| | PL-6550-6551 | Effective Date: 11/22/2017 | Rev. 02 |

Revision History

| REV | Effective Date | CCR Number | Description of Change |
|-----|----------------|------------|------------------------------------|
| 01 | 04/26/2017 | ECN 17-057 | Correct carriage bolt part number. |
| 02 | 11/22/2017 | DCC 17-071 | Misc. minor corrections. |