



"Helped unclog my Eustachian Tubes better than any other method and without meds!!"

—Claudia B., Delano MN

"My doctor tried everything to rid my ear of fluid, including a small hole in the eardrum to drain fluid. Nothing worked until I tried the EarPopper. And no drugs!"

—Tish D., Snow Hill MD

"I can now relax and enjoy flights without worry about extreme ear pain when descending for landing."

—Barbara R., Solana Beach CA

"Used my EarPopper before scuba diving—no problems descending. No pressure building up in my head—a much smoother dive."

—Kerri B., Scottsville KY

"It opened my left Eustachian Tube immediately permitting my ear to drain."

—Stephen H., Fernandina Beach FL

"Thanks! We avoided a second set of tubes thanks to you!"

—Truett S., Deming NM

"Ten minutes after using the device for the first time I COULD HEAR PERFECTLY AGAIN!! AMAZING!!! A must in every household!!"

—Erez K., Kiryat Ono



## Ear Pressure Relief Device



**You Click. We Ship.**

*Instant relief...when  
you need it most!*




**SUMMIT MEDICAL**  
St. Paul, Minnesota | USA



for ear pressure relief

### Everyone can relate to the discomfort of ear pressure

experienced while flying or riding a fast moving elevator especially when combined with cold or allergies. Pressure on the eardrums can be painful, cause hearing loss and lead to long-term problems if the pressure isn't relieved.



### Treats ear problems caused by:

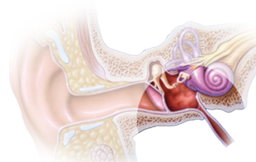
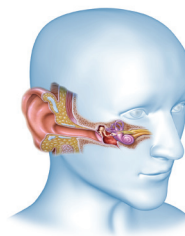
- Flying
- Allergies
- Colds
- Scuba diving
- Swimming

### The EarPopper treats the problem at the source—the Eustachian Tube.

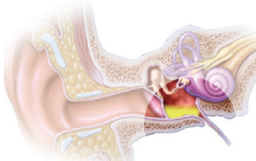
The Eustachian Tube (ET) is the body's only mechanism for equalizing pressure and ventilating the space behind the eardrum (middle ear). The ET normally opens when you swallow or yawn.

When the ET doesn't function normally, the middle ear becomes closed, unbalanced space which forces uncomfortable pressure on the eardrum while affecting your hearing. This closed space cannot drain properly—resulting in fluid build up behind the eardrum.

The EarPopper balances pressure in the middle ear by delivering a safe, constant stream of air into the nasal cavity. During the moment of swallowing, the air opens the Eustachian Tube, clearing the middle ear, relieving negative ear pressure and allowing any fluids to drain.



OPEN EUSTACHIAN TUBE



BLOCKED EUSTACHIAN TUBE

### Using the EarPopper:

- ① Hold nosepiece firmly against nostril opening—creating a tight seal. Plug the other nostril closed.
- ② Push button to start the airflow and swallow while the device is running.
- ③ Repeat on other nostril. After 5 minutes, repeat steps 1-3. This will complete one treatment.

*As quick as a swallow!*

Ask your doctor about a prescription today!



EarPopper—non-invasive treatment without medication.