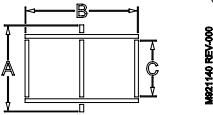





NOTE:
- REFER TO FSS SPAN CHART TO SELECT THE PROPER RAILS



MAXIMUM SPAN

LOAD	RAIL		
			
A	130kg (286lb)	3.5m (1137in)	6.0m (2361in)
	200kg (440lb)	3.0m (1181in)	6.0m (2361in)
	272kg (600lb)	2.5m (984in)	4.5m (1771in)
B	130kg (286lb)	3.0m (1181in)	6.0m (2361in)
	200kg (440lb)	2.5m (984in)	5.5m (2181in)
	272kg (600lb)	2.0m (787in)	4.5m (1771in)
C	LENGTH = A - 0.5M TYPE = SAME AS B		

ORDER
SEPARATELY

- FIXE RAILS (B)
- MOBILE RAILS (A)
- 2X CROSS RAIL (C)
- XY TROLLEY
 - M920345 standard
 - M920992 flush 272kg (600lb)
 - M921174 flush 544kg (1200lb)
- END CAPS KIT
MOBILE RAIL
- END CAPS KIT
FIXED RAILS

M920446

- 4X
- 4X
- 4X
- 4X
- 4X
- 4X
- 8X
- 4X
- 4X

CAN BE CUT
ON SITE IF
REQUIRED

4-Posts Gantry Overview