

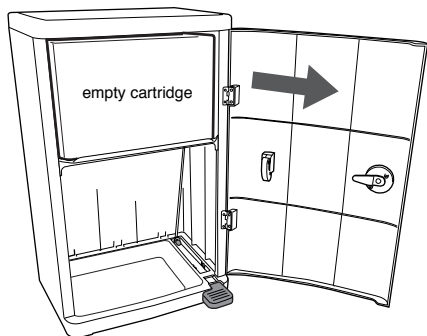


## JANIBELL® LINER INSTALLATION GUIDE

For JANIBELL Model# M280BW, M330BW, M330CW, M400BW, M400DS, M450BW

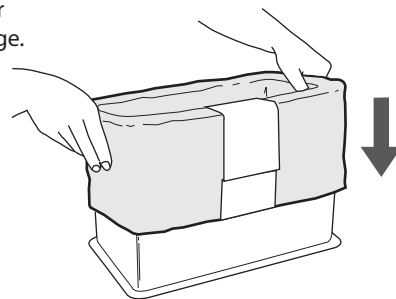
1

Open front door and pull out empty refill cartridge.




2

Slide new refill over empty refill cartridge.



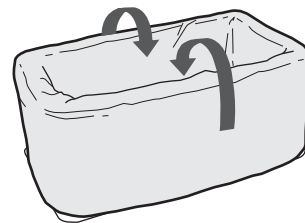
3

Remove the paper band and pull up OUTER LAYER of the refill.



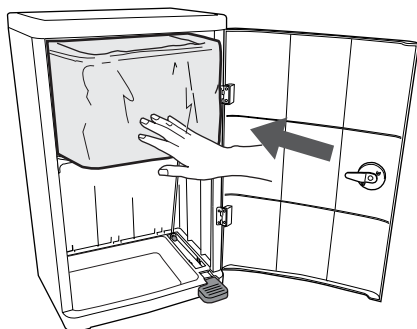
4

Push refill down through the middle of the cartridge.



5

Insert the cartridge, with the newly installed refill back into the can.



6

Pull refill down and tie a knot.

