

This Quick Reference Guide provides directions for FAST START installation and setup of your innovative protection system. It also serves as a handy reference.




Components


1. Pendant Transmitter




2. Velcro Strap




3. Necklace




4. Belt Clip



5. Wrist Clip



6. Necklace Clip




Quick Overview.

The pendant, when used in a care caller system, is designed to assist the caregiver in monitoring patient activity. When setup the patient will trigger the alarm by pressing the button pendant. The pendant is water resistant and can be worn 24 hours a day. The transmitter has long-lasting lithium batteries that will not need frequent replacement. When activated the transmitter will send a signal to an enunciator and the alarm sounds and the strobe flashes.

Check-in signals are transmitted every 60 seconds, and are indicated by the blinking transmit LED.

Changing the battery; 1) Remove 3 screws from the back of the housing 2) Make sure that the battery is inserted with the positive (+) terminal facing up 3) After replacing the battery, press the internal reset button to reset the transmitter to its most recent programming 4) Replace back cover and care-fully re tighten screws evenly for tight seal 5) Thoroughly test the unit before returning to service.

NOTE: LP-900 transmitters retain programming data in non-volatile memory. They do not require reprogramming after loss of power. Install new battery and press either the internal or the external reset button to re-initialize the transmitter and restore programming. **IMPORTANT:** The LP-900 should always be programmed for supervision



Pendants should be tested at least once per week.

The LP-900 can be carried in 4 convenient ways:

- Around the neck as a pendant (standard).
- On a belt with the belt clip attachment (standard).
- On the arm with non-removable locking wristbands.
- On the ankle with a non-removable locking bands.

WARNING: The necklace provided with the LP-900 is designed for user safety. Substitution of stronger cords or chains may result in injury to the wearer.

Pendant Transmitter LP-900

USER MANUAL QUICK START GUIDE