

# ProductCatalogue

- Ramps



**Stepless**<sup>™</sup>  
by *Guldmann*



### **Ramps that increase mobility**

The world is full of different levels. There are obstacles everywhere that make everyday life difficult for many people with reduced mobility, such as wheelchair users, disabled people, people with rollators, trolleys, etc. Even a small doorstep can be a hindrance.

Stepless offers a wide range of ramps, ranging from small cover plates, door-step ramps and narrow/wide ramps through to fixed ramp systems. We also offer Lite ramps, which are made from glass and graphite fibre, making them some of the lightest on the market.

With our wide range of ramps we are able to provide exactly the right ramp for every individual need.

### **Over 30 years of experience**

Stepless is a division of Guldmann, which has more than 30 years of experience in developing assistive technology products for disabled persons, designed to improve their quality of life. All products have been safety tested and have a safe and timeless design to fit both public and private environments. We have our own project department, as well as a nationwide installation and service team.

You can find more information as well as pictures of our products and solutions on our website at [www.stepless.com](http://www.stepless.com).

If you require lifting platforms, public transport solutions or a customised solution, you can request a copy of our lifting platform catalogue.

---

PORTABLE RAMPS .....	4
Plain ramp .....	5
Telescopic ramp .....	5
Folding ramp .....	5
A well thought out ramp .....	6
Wide plain ramp .....	7
Wide folding ramp .....	7
Doorstep ramp .....	7
Telescopic EasyFold ramp .....	8
EasyFold Pro ramp .....	8
EasyFold Pro3 ramp .....	8
Lite ramp .....	10
Technical specifications .....	12
Selecting the most suitable length of ramp .....	14
COVER PLATES .....	15
DOORSTEP RAMPS .....	16
Excellent ramp kits .....	17
WHERE TO FIND US .....	19

*The ramps are used to negotiate steps and kerbs, when the wheelchair is to be put in a vehicle, or when one needs to even out a relatively small height difference.*





### Plain ramp

Ideal for uniform height differences, where there is a need for the least possible weight, and where the ramp is used often in the same place.

Item no. . . . . 30000-xxx



### Telescopic ramp

A flexible ramp that can be used in many places and with varying height differences where height and length are variable. Takes up little space when not in use.

Item no. . . . . 30015-xxx




### Folding ramp

Ideal for uniform height differences. Takes up little space when not in use, easier to transport than the plain ramps.

Item no. . . . . 30020-xxx

## A well thought out ramp




Moulded nylon glide rails - increase stability, repel dirt and sand, make length adjustment smooth and noiseless and prevent rattling during transport.

Foldable handles - convenient during use and storage.

Maintenance-free extruded and anodized aluminium profiles - increase stability and strength.

Integrated non-skid surface - provides a good foothold under all conditions and will not wear out.


The catch device locks the ramp and prevents it from parting during transport.



### Wide plain ramp

Ideal in places where the ramp is permanently in position or always used in the same place. Provides increased safety for users and helpers. Good for scooters and electric wheelchairs where comfort is a major consideration.


Item no. . . . . 30030-xxx



### Wide folding ramp

Ideal when the ramp is used in the same place and for placing in the car. Provides increased safety for users and helpers. Good for scooters and electric wheelchairs where comfort is a major consideration. Takes up less space than the wide plain ramp when not in use.

Item no. . . . . 30040-xxx



### Doorstep ramp

The doorstep ramp is placed over the existing doorstep and thereby eases approach from both sides.

Material: Bent 3 mm aluminium plate with black non-slip covering.


Item no. . . . . 39167 / 77



### Telescopic EasyFold ramp

Perfect for overcoming larger height differences. A wide ramp that is easily extended to the desired length. Can be folded along its width and extended in length, thus taking up less space than other long ramps – also during transport and storage. Excellent for scooters and electric wheelchairs.

Item no. . . . . 30070-xxx



### EasyFold Pro ramp

New wide ramp in a simple and light-weight design for heavy loads. With a maximum load of 350 kg this ramp is ideal for electric wheelchairs and scooters. The ramp can be easily folded in half, meaning it takes up less room during storage. The handle makes it easier to position the ramp. It can be carried and transported like a suitcase.

Item no. . . . . 30080-xxx



### EasyFold Pro3 ramp

New 3-fold ramp with a wide driving surface which when folded takes up minimal space during transport and storage. The lock ensures that the ramp remains folded during transport. With a maximum load of 350 kg the ramp is suitable for electric wheelchairs and scooters.

Item no. . . . . 30085-xxx







## Lite ramps

### Low weight – easy to transport

Stepless Lite ramps are the absolute lightest ramps on the market due to their unique material composition consisting of glass and graphite fibres.

This special material composition offers the same characteristics as a tennis racquet: it is both light and strong.

### High level of safety – easy handling

The driving surface has a non-slip covering. Stepless Lite ramps are easy to fold and unfold. The ramps have just one simple folding joint, making it easy for both users and helpers to use them.

Its lightweight design (for 700 mm, the ramp weighs only 3.5 kg) also means that the ramp can be transported in the rear of a wheelchair without causing stability problems.

Stepless Lite ramps are an obvious choice for users/helpers who want minimal weight, or for the more active wheelchair user. Great for travel or a trip to town.



Item no. . . . . 30100-xxx



**Technical specifications**

Item no.	Type	Max/min length mm	Inner width mm	Outer width max mm	Width folded max mm	Max load kg/pair	Weight kg/each
<b>Plain ramp</b>							
30000-050	Plain ramp	500	182	260	-	350	1,5
30000-105	Plain ramp	1050	182	260	-	350	3,2
30000-130	Plain ramp	1300	182	260	-	350	3,9
30000-155	Plain ramp	1550	182	260	-	350	4,7
30000-200	Plain ramp	2000	182	260	-	350	6,0
<b>Telescopic ramp</b>							
30015-100	Telescopic ramp	1000/677	182	279	-	350	4,3
30015-150	Telescopic ramp	1500/927	182	279	-	350	5,7
30015-200	Telescopic ramp	2000/1177	182	279	-	350	7,2
30015-250	Telescopic ramp	2500/1427	182	279	-	200	8,6
30015-300	Telescopic ramp	3000/1677	182	279	-	200	10,1
<b>Folding ramp</b>							
30020-110	Folding ramp	1100/580	182	260	-	350	4,0
30020-160	Folding ramp	1600/830	182	260	-	350	5,7
30020-210	Folding ramp	2100/1080	182	260	-	350	7,2
30020-260	Folding ramp	2600/1330	182	260	-	200	8,6
30020-310	Folding ramp	3100/1580	182	260	-	200	10,1
<b>Wide plain ramp</b>							
30030-100	Wide plain ramp	1000	770	880	-	325	9,7
30030-125	Wide plain ramp	1250	770	880	-	325	12,1
30030-150	Wide plain ramp	1500	770	880	-	325	14,4
30030-200	Wide plain ramp	2000	770	880	-	325	19,1
30030-300	Wide plain ramp	3000	770	880	-	200	28,6
<b>Wide folding ramp</b>							
30040-150	Wide folding ramp	1500/780	770	880	-	325	17,5
30040-200	Wide folding ramp	2000/1030	770	880	-	325	22,2
30040-250	Wide folding ramp	2500/1280	770	880	-	200	26,9
30040-300	Wide folding ramp	3000/1530	770	880	-	200	31,7

Item no.	Type	Max/min length mm	Inner width mm	Outer width max mm	Width folded max mm	Max load kg/pair	Weight kg/each
<b>Doorstep</b>							
39167	Doorstep ramp	670 x 600 x 25	-	-	-	350	3,4
39177	Doorstep ramp	770 x 600 x 25	-	-	-	350	4,3
<b>Telescopic EasyFold ramp</b>							
30070-180	Telescopic EasyFold ramp	1830/1120	760	820	405	325	16,4
30070-210	Telescopic EasyFold ramp	2130/1270	760	820	405	325	18,9
30070-240	Telescopic EasyFold ramp	2440/1430	760	820	405	325	21,4
30070-300	Telescopic EasyFold ramp	3050/1730	760	820	405	200	26,4
<b>EasyFold Pro ramp</b>							
30080-095	EasyFold Pro ramp	935	760	776	398	350	7,8
30080-120	EasyFold Pro ramp	1185	760	776	398	350	9,0
30080-150	EasyFold Pro ramp	1485	760	776	398	350	11,4
30080-180	EasyFold Pro ramp	1785	760	776	398	350	13,4
30080-210	EasyFold Pro ramp	2085	760	776	398	350	15,8
<b>EasyFold Pro3 ramp</b>							
30085-165	EasyFold Pro3 ramp	1635	760	786	273	350	13,4
<b>Lite ramp</b>							
30100-000	Wheelchair carrying bag for 70 cm ramp						
30100-070	Lite ramp	700	730	730	365	300	3,5
30100-085	Lite ramp	850	780	780	390	300	4,0
30100-125	Lite ramp	1250	760	780	390	300	6,0
30100-165	Lite ramp	1650	760	780	390	300	7,5
30100-205	Lite ramp	2050	760	780	390	300	9,5

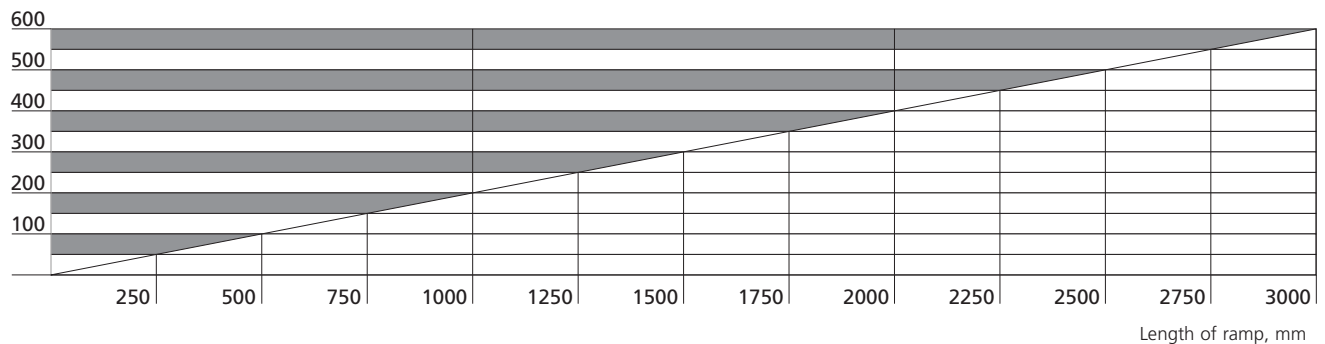
## Selecting the most suitable length of ramp

Always select the longest possible ramp. The longer the ramp, the less the gradient to overcome. In general the following lengths of ramps are recommended in relation to the gradient indicated: For independent users of manual wheelchairs: Max. gradient 1:7. For manual wheelchairs pushed by a helper and for electric wheelchairs: Max. gradient 1:5.



### Gradient diagram 1:5

Difference in height, mm



When using cover plates, the existing doorstep is removed and the cover plates are placed level with the floor, completely removing any obstacles.

## Cover plates – for doorsteps

A doorstep creates an impediment for wheelchairs, rollators and other equipment for disabled persons. This impediment can be permanently done away with by removing the existing doorstep and installing a Stepless cover plate over the hole that is created as a result.

**Material:** Extruded aluminium with incorporated non-slip surface (grooves).



Item no.	Type	Length x width, mm
780105	Cover plate bronze/champagne-coloured, aluminium	1800 x 105
780130	Cover plate bronze/champagne-coloured, aluminium	1800 x 130
780155	Cover plate bronze/champagne-coloured, aluminium	1800 x 150
780180	Cover plate bronze/champagne-coloured, aluminium	1800 x 180
780199	Cover plate aluminium-coloured, aluminium (without grooves)	1800 x 50
780200	Cover plate aluminium-coloured, aluminium	1800 x 80
780201	Cover plate aluminium-coloured, aluminium	1800 x 105
780202	Cover plate aluminium-coloured, aluminium	1800 x 130
780204	Cover plate aluminium-coloured, aluminium	1800 x 150
780206	Cover plate aluminium-coloured, aluminium	1800 x 180

Max. load 500 kg

*Doorstep ramps are used for negotiating doorsteps. By placing the ramp in front of the doorstep, the difference in level can be overcome.*





## Excellent ramp kits – *doorstep ramps for many purposes*

Stepless launches a new series of the popular Excellent ramp kits that offer even better adjustment possibilities. The new kits are available in 2 widths: 750 and 1000 mm and also in an outdoor version called "S" with SlipStop, which provides extra grip on the outdoor ramps.

The doorstep ramps are sold as kits which makes handling and installation easy. The two upper layers are loose to facilitate an accurate height adjustment. The ramp kits are available in various versions to compensate for differences in height up to 199 mm.

They are delivered complete with instruction guide and fittings for setting-up and final adjustments.

The kit series also comprises the double-sided doorstep ramp with corner modules which has the same smooth driving surface as the new kits.

The Excellent doorstep ramps are environmentally friendly products – they are 100% PVC free, 100% non-toxic and have a maximum capacity in excess of one ton.



## Excellent ramp kits

### 750 mm width

Item No.	Type	W x L x H mm
11-12101	Kit 1 – up to 55 mm	750 x 250 x 55
11-12102	Kit 2 – up to 91 mm	750 x 500 x 91
11-12103	Kit 3 – up to 127 mm	750 x 750 x 127
11-12104	Kit 4 – up to 163 mm	750 x 1000 x 163
11-121045	Kit 5 – up to 199 mm	750 x 1250 x 199
11-12105	Kit Add-on1 – repair <sup>1)</sup>	750 x 62 x 15

### 750 mm width with SlipStop (outdoor use)

Item No.	Type	W x L x H mm
11-12112	Kit 1S – up to 55 mm	750 x 250 x 55
11-12113	Kit 2S – up to 91 mm	750 x 500 x 91
11-12114	Kit 3S – up to 127 mm	750 x 750 x 127
11-12115	Kit 4S – up to 163 mm	750 x 1000 x 163
11-121155	Kit 5S – up to 199 mm	750 x 1250 x 199

#### <sup>1)</sup> Kit Add-on1 – repair set

Used for extra height adjustment up to 15 mm  
on Kit 1-4 or as a repair set when re-locating Kit 1-4.

#### <sup>2)</sup> Kit Add-on100 - repair set

Used for extra height adjustment up to 15 mm  
on Kit 101-104 or as a repair set when re-locating Kit 101-104.

### 1000 mm width

Item No.	Type	W x L x H mm
11-12107	Kit 101 – up to 55 mm	1000 x 250 x 55
11-12108	Kit 102 – up to 91 mm	1000 x 500 x 91
11-12109	Kit 103 – up to 127 mm	1000 x 750 x 127
11-12110	Kit 104 – up to 163 mm	1000 x 1000 x 163
11-121105	Kit 105 – up to 199 mm	1000 x 1250 x 199
11-12111	Kit Add-on100 - repair <sup>2)</sup>	1000 x 62 x 15

### 1000 mm width with SlipStop (outdoor use)

Item No.	Type	W x L x H mm
11-12116	Kit 101S – up to 55 mm	1000 x 250 x 55
11-12117	Kit 102S – up to 91 mm	1000 x 500 x 91
11-12118	Kit 103S – up to 127 mm	1000 x 750 x 127
11-12119	Kit 104S – up to 163 mm	1000 x 1000 x 163
11-121195	Kit 105S – up to 199 mm	1000 x 1250 x 199

### Doorstep ramp with corner modules

Item No.	Type	W x L x H mm
11-12501	Package of 1 complete kit of door-step ramps with corner modules. Fits both sides of the doorstep.	
	Dimension on the low side:	1000 x 125 x 21
	Dimension on the high side:	1250 x 250 x 39

*Guldmann is a well established international company with own representation in Denmark, Sweden, Germany, UK, Italy, France, US, Canada and Ukraine. In the rest of the world we are represented by our distributors from Iceland in the north to Australia in the south.*



## Access for all

Stepless provides accessibility solutions for many different types of buildings



Heritage Buildings



Public Buildings



Private Homes



Public Transport



GB

**Stepless**  
by *Guldmann*