

# RESCUE

medical carts



**COMING TO  
THE RESCUE  
WHEN LIFE  
MATTERS MOST**



Model  
RC333369BLU-L

- Available in 5- or 6-Drawer Models
- Four Colors: Red, Blue, Yellow, and White
- ABS Countertop is Easy to Clean
- Push Handle with User-Friendly Design
- Available in Loaded Models Stocked with Accessories



Model  
RC33669RED

**360-DEGREE  
ROTATION FOR  
TIGHT CORNERS**

# RESCUE

medical carts



Model  
RC33669BLU-L

- Auto-return rail on drawers
- Keyed or EMG breakaway central lock secures all drawers at the same time
- Push handle with user-friendly design
- Colors available for ER (red), Anesthesiology (blue), Isolation (yellow), and General Purpose (white) departments
- ABS countertop surface is easy to clean
- Quality aluminum cart body construction
- ABS bumpers on each of the 4 corners
- 5-in diameter wheels
- Numerous optional accessories available such as IV poles, cardiac boards, catheter holders, drawer dividers, glove dispensers, sharps container holders, and waste bins
- Drawer dimensions: 22.4 in W x 15.6 in D / 56.9 cm W x 39.6 cm D
- Cart dimensions: 27.8 in W x 21.3 in D x 41.8 in H (without guide handle) / 70.6 cm W x 54.1 cm D x 106.2 cm H



### Hygienic Wipe-down Surfaces

The Rescue series carts are built with the busy clinical user in mind and feature an ABS countertop with smooth molded contours that are easy to clean for hygienic wipe-down disinfection. A central lock secures all the drawers at the same time for convenience.



### Versatile Wheel Locks

The Rescue carts feature 2 parking locks and 1 directional steering lock on the wheels. The 5-inch-diameter wheels are built to last under heavy-duty clinical daily use. ABS bumpers protect all four corners of the medical carts.



### Multiple Accessories Available

The Rescue series features a number of accessories available (like these drawer dividers) or you may purchase a fully-loaded cart pre-stocked with typical accessories needed for ER or Anesthesiology departments.



**EMERGENCY ROOM CARTS**



**5-Drawer Cart**  
**Model:** RC33669RED  
**Description:** White Frame with (5) Red 3"/3"/6"/6"/9" Drawers with EMG Lock  
**Shipping Wt:** 132 lb



**5-Drawer Cart**  
**Model:** RC33669RED-L  
**Description:** White Frame Loaded Cart with (5) Red 3"/3"/6"/6"/9" Drawers with EMG Lock  
**Included Accessories:** IV pole, defibrillator shelf, cardiac board, oxygen tank holder, sharps container holder, and two accessory rails  
**Shipping Wt:** Cart: 132 lb  
 Accessory Box: 22 lb



**6-Drawer Cart**  
**Model:** RC333369RED  
**Description:** White Frame with (6) Red 3"/3"/3"/3"/6"/9" Drawers with EMG Lock  
**Shipping Wt:** 132 lb



**6-Drawer Cart**  
**Model:** RC333369RED-L  
**Description:** White Frame Loaded Cart with (6) Red 3"/3"/3"/3"/6"/9" Drawers with EMG Lock  
**Included Accessories:** IV pole, defibrillator shelf, cardiac board, oxygen tank holder, sharps container holder, and two accessory rails  
**Shipping Wt:** Cart: 132 lb  
 Accessory Box: 22 lb

**GENERAL PURPOSE / UTILITY CARTS**



**5-Drawer Cart**  
**Model:** RC33669WHT  
**Description:** White Frame with (5) White 3"/3"/6"/6"/9" Drawers with Keyed Lock  
**Shipping Wt:** 132 lb



**6-Drawer Cart**  
**Model:** RC333369WHT  
**Description:** White Frame with (6) White 3"/3"/3"/3"/6"/9" Drawers with Keyed Lock  
**Shipping Wt:** 132 lb

**ANESTHESIOLOGY CARTS**



**5-Drawer Cart**  
**Model:** RC33669BLU  
**Description:** White Frame with (5) Blue 3"/3"/6"/6"/9" Drawers with Keyed Lock  
**Shipping Wt:** 132 lb



**5-Drawer Cart**  
**Model:** RC33669BLU-L  
**Description:** White Frame Loaded Cart with (5) Blue 3"/3"/6"/6"/9" Drawers with Keyed Lock  
**Included Accessories:** sharps container holder, 12-bin organizer with accessory bridge, catheter holder, waste bin, and two accessory rails  
**Shipping Wt:** Cart: 132 lb  
 Accessory Box: 18 lb



**6-Drawer Cart**  
**Model:** RC333369BLU  
**Description:** White Frame with (6) Blue 3"/3"/3"/3"/6"/9" Drawers with Keyed Lock  
**Shipping Wt:** 132 lb



**6-Drawer Cart**  
**Model:** RC333369BLU-L  
**Description:** White Frame with (6) Blue 3"/3"/3"/3"/6"/9" Drawers with Keyed Lock  
**Included Accessories:** sharps container holder, 12-bin organizer with accessory bridge, catheter holder, waste bin, and two accessory rails  
**Shipping Wt:** Cart: 132 lb  
 Accessory Box: 18 lb

**ISOLATION MEDICAL CARTS**



**5-Drawer Cart**  
**Model:** RC33669YEL  
**Description:** White Frame with (5) Yellow 3"/3"/6"/6"/9" Drawers with Keyed Lock  
**Shipping Wt:** 132 lb



**6-Drawer Cart**  
**Model:** RC333369YEL  
**Description:** White Frame with (6) Yellow 3"/3"/3"/3"/6"/9" Drawers with Keyed Lock  
**Shipping Wt:** 132 lb

**ER LOADED CART ACCESSORIES**



**Model:** CAIP  
**Description:** Chrome IV Pole  
**Dimensions:** 12.1 in W x 1.5 in D x 27.6 in H (46.3 in H fully extended) / 30.7 cm W x 3.8 cm D x 70.1 cm H (117.6 cm H fully extended)  
**Shipping Wt:** 4 lb



**Model:** CADS  
**Description:** Aluminum Defibrillator Shelf  
**Dimensions:** 13.1 in W (16.4 in W fully extended) x 13.3 in D x 16.1 in H (26 in H fully extended) / 33.3 cm W (41.7 cm W fully extended) x 33.8 cm D x 40.9 cm H (66 cm H fully extended)  
**Shipping Wt:** 6 lb



**Model:** CACB  
**Description:** Clear Acrylic Cardiac Board with Handle  
**Dimensions:** 17.3 in W x 0.3 in D x 20.1 in H / 43.9 cm W x 0.8 cm D x 51.1 cm H  
**Shipping Wt:** 7 lb



**Model:** CARCOH  
**Description:** Oxygen Tank Holder with Accessory Rail  
**Dimensions:** 5.8 in W x 4.9 in D x 15.9 in H / 14.7 cm W x 12.4 cm D x 40.4 cm H  
**Shipping Wt:** 4 lb

**ER AND ANESTHESIOLOGY LOADED CART ACCESSORY**



**Model:** CARCDS  
**Description:** Sharps Container Holder with Accessory Rail  
**Dimensions:** 11.0 in W x 5.5 in D x 6.4 in H / 27.9 cm W x 14.0 cm D x 16.3 cm H  
**Shipping Wt:** 2 lb

**ANESTHESIOLOGY LOADED CART ACCESSORIES**



**Model:** CAB12  
**Description:** 12-Bin Organizer with Accessory Bridge  
**Dimensions:** 23.6 in W x 3.3 in D x 9.8 in H / 60 cm W x 8.4 cm D x 24.9 cm H  
**Shipping Wt:** 6 lb PLUS 2 lb for accessory bridge









**Model:** CARCCH  
**Description:** Catheter Holder with Accessory Rail  
**Dimensions:** 4.0 in W x 4.6 in D x 18.9 in H / 10.2 cm W x 11.7 cm D x 48 cm H  
**Shipping Wt:** 2 lb



**Model:** CARCWB  
**Description:** Waste Bin with Accessory Rail  
**Dimensions:** 10.4 in W x 7.0 in D x 17.3 in H / 26.4 cm W x 17.8 cm D x 43.9 cm H  
**Shipping Wt:** 4 lb

## ADDITIONAL RESCUE CART ACCESSORIES

	<p><b>Model:</b> CAB05  <b>Description:</b> 5-Bin Organizer with Accessory Bridge  <b>Dimensions:</b> 23.5 in W x 4.8 in D x 5.9 in H / 59.7 cm W x 12.2 cm D x 15 cm H  <b>Shipping Wt:</b> 5 lb PLUS 2 lb for accessory bridge</p>		<p><b>Model:</b> CARCGD  <b>Description:</b> Glove Dispenser with Accessory Rail  <b>Dimensions:</b> 10.5 in W x 4.5 in D x 5.3 in H / 26.7 cm W x 11.4 cm D x 13.5 cm H  <b>Shipping Wt:</b> 2 lb</p>		<p><b>Model:</b> CARCMB  <b>Description:</b> Multi-Storage Bin with Accessory Rail  <b>Dimensions:</b> 13.1 in W x 5.6 in D x 7.1 in H / 33.3 cm W x 14.2 cm D x 18 cm H  <b>Shipping Wt:</b> 3 lb</p>
	<p><b>Model:</b> CAPS  <b>Description:</b> 50 Red Plastic Seals, Individually Numbered  <b>Shipping Wt:</b> 1 lb</p>		<p><b>Model:</b> CARCDS3  <b>Description:</b> Cart Divider Set for 3" Drawer, Includes 3 short and 3 long dividers for 16 compartment capability  <b>Shipping Wt:</b> 2 lb</p>		<p><b>Model:</b> CARCDS6  <b>Description:</b> Cart Divider Set for 6" Drawer, Includes 2 short and 2 long dividers for 9 compartment capability  <b>Shipping Wt:</b> 2 lb</p>

### CUSTOM CARTS:

If you don't see a standard medical cart model in this brochure that suits your application, DETECTO can custom build it for your clinical facility. One of our representatives will be happy to discuss your particular needs, and we can provide medical carts built exactly to your specifications.

