



# Padded Transfer Bench with Commode Opening

**400 LBS**  
Weight Capacity

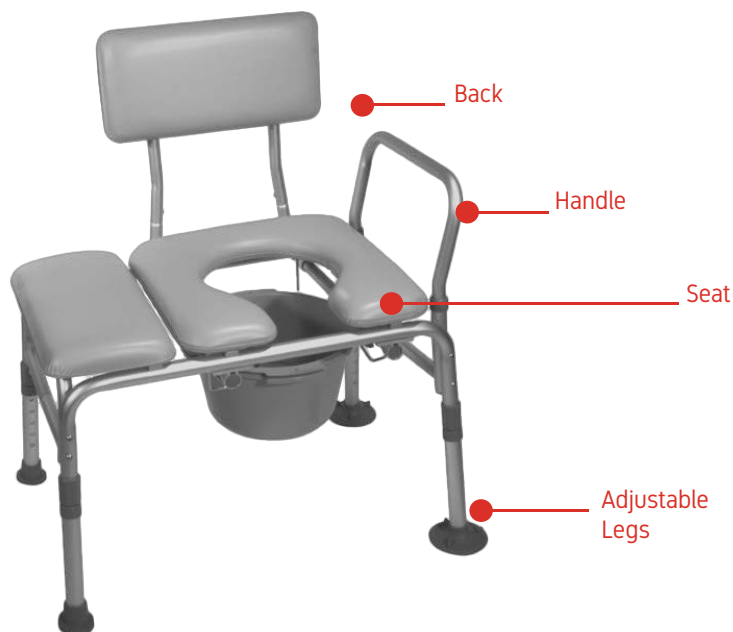


LIFESTYLE MOBILITY AIDS

V1:5/13/21

B3301CWH

## GENERAL EXPLANATION OF TRANSFER BENCH




## SET UP


- ⚠️ Prior to use, please read all instructions and keep this user guide for future reference.

### Bench Assembly

- 1 Place the bench with the seat facing down on a level surface. Insert the two legs with large suction tips into the end of the frame that has the seat handle slots. Depress the chrome button at the top of the leg and push the leg into the frame. Ensure that the chrome button clicks and locks into position. Following the same procedure, insert the two legs with small suction tips at the other end of the bench [A].



- 2 Turn the bench on its side and insert the backrest extensions into the four tubing slots under the seat. Depress the chrome button on the backrest extensions and ensure that the chrome buttons click and lock into position from the top tubing slots. The backrest can slide on either side of the bench depending on the direction the you will be sitting [B].
- 3 Place the bench upright so that it is resting evenly on all four legs and insert the seat handle into the seat handle slots. Depress both chrome buttons on each side of the handle and push down until the chrome buttons click and lock into position [C].
- 4 To adjust the legs and seat height, depress the chrome button on the legs and slide each leg to a desired height. Be sure all four legs are level, stable, and all push buttons are fully locked into position before using. The two legs with large suction tips should be used inside of the shower.



## CLEANING

- ⚠️ Do not use high pressure cleaners, steam cleaners or harsh, caustic chemicals for cleaning.
  - > Use a non-abrasive detergent or household cleaner with warm water.
  - > Rinse with warm water and wipe dry.
  - > DO NOT USE AN ABRASIVE CLEANER OR CLOTH with this product, as damage may ensue.

## LIFESTYLE LIMITED WARRANTY

Your Lifestyle Mobility Aids product is warranted to be free of defects in materials and workmanship for the lifetime of the original consumer purchaser. This device was built to exacting standards and carefully inspected prior to shipment.

This Lifetime Limited Warranty is an expression of our confidence in the materials and workmanship of our products and our assurance to the consumer of years of dependable service.

In the event of a defect covered by this warranty, we will, at our option, repair or replace the device.

This warranty does not cover device failure due to owner misuse or negligence, or normal wear and tear.

The warranty does not extend to non-durable components, such as rubber accessories, casters, and grips, which are subject to normal wear and need periodic replacement.

Should you have any questions regarding your Lifestyle Mobility Aids product or warranty please call your local provider or contact us directly.