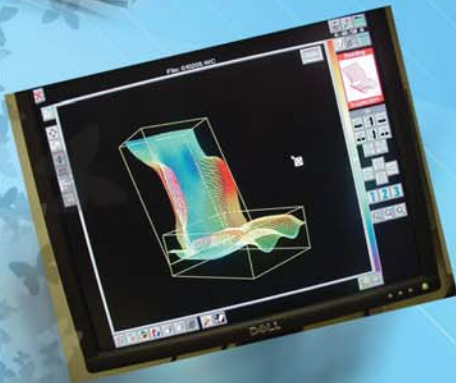




Innovative tools & technology
creating your custom seating solutions.



pin•dot

Custom
Seating

Custom seating solutions personalized for the most challenging clients.

PinDot® series cushions offer personalized seating solutions for the most challenging clients when other off-the-shelf products will just not accomplish your seating needs. Both the Silhouette® cushions and the ContourU® systems represent state-of-the-art technology and computer-assisted manufacturing to produce custom contoured seat and back cushions for precise support and excellent stability.

PinDot®
Silhouette®



Silhouette seat and back.

PinDot® Silhouette®

These custom-contoured seat and back cushions provide even weight distribution and good shock absorbency, as well as unmatched pressure reduction and stability. Comfort and sitting tolerance are increased due to maximized contact over the entire seating surface.

Features

- User simulation creates optimal product contouring for positioning and balance within the wheelchair frame
- Precise, custom-carved polyurethane foam in soft, firm or **new extra firm** provides exceptional pressure redistribution and positioning, even for users with orthopedic asymmetries
- Our unique Kwik-Fit mounting with interfacing hardware allows for easy depth and angle adjustment of the Silhouette back cushion
- Moisture-proof coating seals and protects the foam from moisture and allows the cushions to be easily wiped clean
- Optional inner cover is moisture-proof and anti-microbial for additional foam protection
- Outer covering options include Polartek® fleece, stretch Lycra®, and water-resistant Darlexx®, and many **Freedom Designs fabrics**
- Cushion sizes available from **8" to 26"** in length & width (*expanded sizes*)
- Try our new Silhouette Custom Basic Seat model # SCBSC, or Custom Basic Back, model # SCBBC which allows you to **SKIP THE SIMULATION** and easily custom design a cushion to meet the needs of your customer
- Very lightweight and low maintenance
- Accessories and modifications are available to meet each client's need

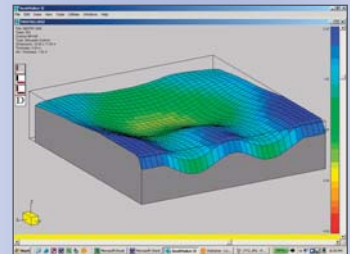
PinDot®
Silhouette®



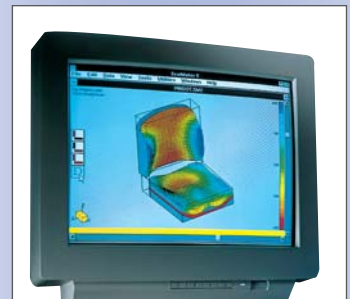
Seat with Leg length discrepancy.



Back with I-cutout.



"New Silhouette Custom Basic software lets you design and customize cushions without a simulation.....our new software makes it faster and easier than ever."



SeatMaker® II software.



Naked foam with removable cover provides maximum pressure relief and comfort.



Vinyl ContourU seat with removable Sofspot.



Adjustable mounting hardware for on-chair option.



Aluminum lateral reinforcement.

PinDot® ContourU®



PinDot ContourU system seat and back cushions provide full-contact support.

PinDot® ContourU®

PinDot® ContourU®

For those with more complex orthopedic asymmetries or tone abnormalities, the ContourU system cushions allow for an accurate, individualized fit. These seat and back cushions provide full contact support, even weight distribution and excellent proximal stability to enhance the user's abilities in a way no off-the-shelf product can.

Features

- User simulation creates individually shaped support surface for optimal support and stability
- Precise individual fit provides exceptional pressure redistribution and positioning
- Support surfaces are built into the cushion, minimizing the need for additional accessories
- **We can mold integrated headrests and armrests, and can add any specified overlay and/or insert**
- Several mounting options are available to ensure accurate interfacing between the seat and back cushions and the wheelchair frame
- Accessories and cushion modifications are available to meet every client need
- Multiple finishing options including "naked" foam with removable cover for increased comfort or vacuformed vinyl for stability and increased foam protection (NOTE: We have introduced a new SOFT CONTOUR U FOAM as an option to our standard foam)
- Covering options include Polartek® fleece, stretch Lycra®, water-resistant Darlexx® and many **Freedom Designs fabrics**
- Liberal remake period

PinDot® Shape Sensor

The PinDot Shape Sensor base frame is available with a digitizing seat and back sensor module used to create Silhouette cushions, or seat and back molding attachments that allow you to create cushions using the ContourU system. Digitizer and molding components are interchangeable on the Shape Sensor base frame, allowing multiple combinations. The Silhouette sensor module is a direct measuring device that allows you to capture the shape of your client and prints that shape onto a data form. All Silhouette cushions are carved from the data recorded on the data form. The ContourU molding attachments allow you to shape the molding bag to simulate the optimal shape of the cushion for each individual. The shape is then captured and sent to PinDot for fabrication of your ContourU system cushions.

You can now digitize electronically, use plaster, or foam-in-place.

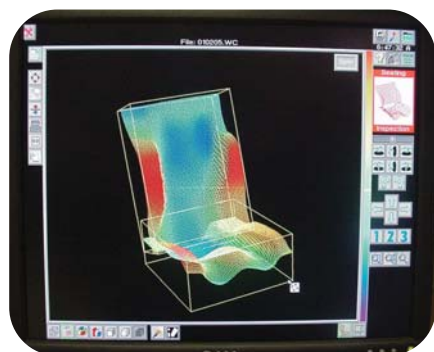
Features

- Designed to be durable and reliable
- Transportable, allowing custom seating product orders from remote locations
- The base frame has sturdy 8" wheels and 5" rotational casters and locks
- Adjustable seat depth, seat-to-back angle and tilt-in-space adjustment to provide accurate simulation
- Armrests and footrests are adjustable and removable
- Optional SeatMaker II software allows the clinician to visualize and modify the three-dimensional shape of the Silhouette cushions on a computer

Note: You can now design Silhouette cushions yourself with this software. Our Custom Basic Silhouette allows you to skip the Simulation and easily custom design your cushions to meet the individual needs of each customer. This new cushion has the same E2609 code as our regular Silhouette.

Shape Sensor Specifications

Frame	50 lb.
Back Sensor Module	68 lb.
Seat Sensor Module	46 lb.
Back Molding Bag	Filled 60 lb.
Seat Molding Bag	Filled 60 lb.
Seat-to-Back Angle Adjustment	80° - 110°
Tilt-in-Space Adjustment	0° - 20°
Seat-to-Floor Height	23.5"
Fully Assembled	30.5" w x 48" l x 57" h



ContourU® software.



Shape Sensor frame with seat and back digitizer for Silhouette® cushions.



Shape Sensor frame with molding attachments for ContourU® system cushions.

The PinDot®

 Digitizing System



PinDot® Skribbl'r®

The PinDot Skribbl'r is the most accurate and efficient digitizing system in the field today. Because of its ease of use, it reduces the cycle time required to build a seating system. The specially designed software allows the user to cross lines or "scribble", producing high-definition results, while dramatically reducing "reworks" common with other digitizers. It is portable and lightweight and the user friendly software is easy to set up and calibrate. The PinDot Skribbl'r produces no electro-magnetic interferences making it safe around pacemakers. Eliminate the time spent making plaster or foam casts, and then packing and shipping them by using the PinDot Skribbl'r and the PinDot Shape Sensor.



Features

- Fast and Easy
- Highly Accurate
- Cost Efficient
- Universal Compatibility

USA

899 Cleveland Street
 Elyria, Ohio 44036
 (800) 451-3553

Canada

570 Matheson Blvd. E.
 Unit 8
 Mississauga, Ontario
 L4Z 4G4 Canada
 (800) 668-5324

© 2010

Invacare Corporation.

All rights reserved. Trademarks are identified by the symbols ™ and ®. All trademarks are owned by or licensed to Invacare Corporation unless otherwise noted. Darlexx is a registered trademark of Darlington Fabrics Corporation. Lycra is a registered trademark of E. I. du Pont de Nemours and Company. PolarTek is a registered trademark of Ads Properties Corp. Windows is a trademark of Microsoft Corporation. Specifications are subject to change without notification

Form No. 01-322
 Rev. 9/10



800.451.3553