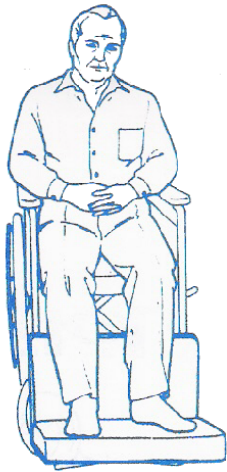
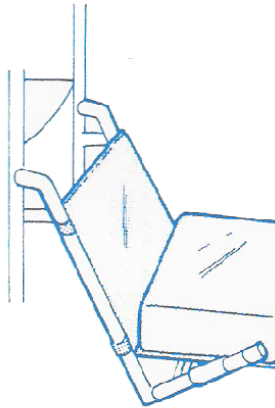


DROP-STOP (FOOTREST EXTENDER/LEG REST PAD)



PURPOSE

Skil-Care's Drop-Stop is designed to solve two important problems: It provides support to control foot drop and it prevents residents' feet from slipping off footrests. The Drop-Stop is designed to fit 16-inch and 18-inch wide wheelchairs and geri-chairs.

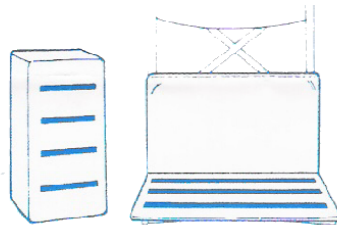


4. The Drop-Stop may be positioned to accommodate various degrees of ankle plantar flexion. This may be accomplished by securing the top straps to the upper section of the footrest support bars as shown in the illustration.

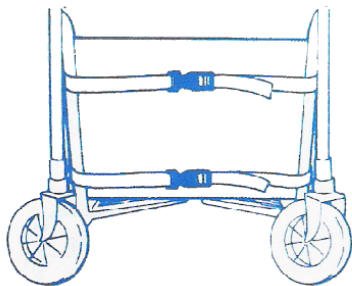
APPLICATION

1. Before seating resident, lock wheel brakes and rotate footrests to the out-of-the-way position. Assist patient into chair and position him/her as far back on the seat as possible. Reposition footrests.

2. Place Drop-Stop on footrests. Removeable cushion section on footrest, padded backboard against footrest support bars. (See illustration.)



3. Place straps behind footrest support bars, secure buckles and tighten straps. (See illustration.)



5. IMPORTANT SAFETY NOTE. Remove the Drop-Stop and rotate the footrests to the out-of-the-way position when assisting your resident from the chair. Do not permit your resident to stand with footrests and Drop-Stop in place.

Replacement footrest cushions are available in one-, two-, three- and four-inch heights.

PRODUCT CARE

Skil-Care's Drop-Stop is made from durable vinyl for longlasting use. To clean, just spray and wipe with a damp cloth. Accumulated lint and other particles may be removed from the hook-and-loop material with a small stiff brush.