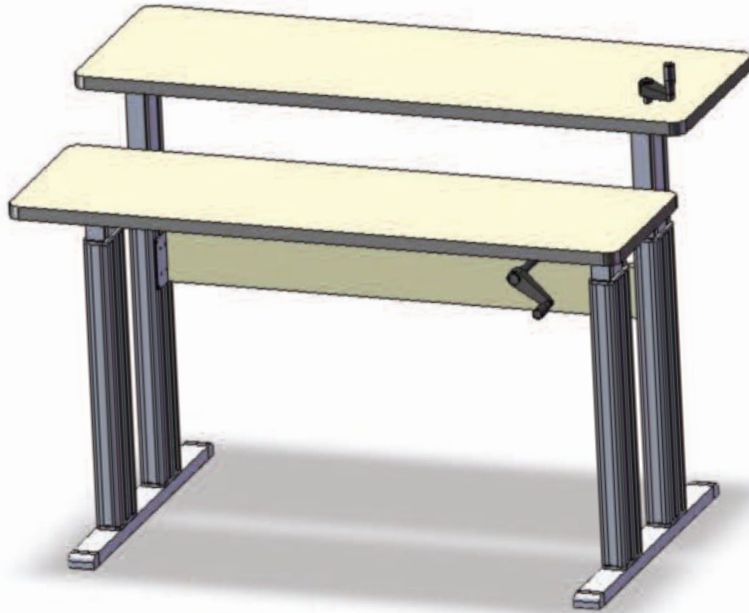




POPULAS
furniture by AD·AS

EQUITY BI-LEVEL

Bi-level workstation with hand-crank adjustment



An ergonomic workstation with a clean modern look, smooth hand-crank adjustment, and variable sit-to-stand height adjustment.

FEATURES:

- Front and rear worksurfaces adjust independently for optimal ergonomics, individual positioning, or multi-user environments
- Easy to turn hand-crank adjusts front and rear worksurfaces
- Front crank is positioned under the table and retracts out of the way, rear worksurface adjusts with top crank
- Durable laminate top

TECHNICAL DATA:

- See chart for standard dimensions
- Hand-crank front and rear surface vertical adjustment range 24"-38", 7 cranks per inch
- 14 guage steel feet coated in Graphite Silver powdercoated finish
- Anodized aluminum telescoping legs
- Load Capacity 200 lbs for each surface

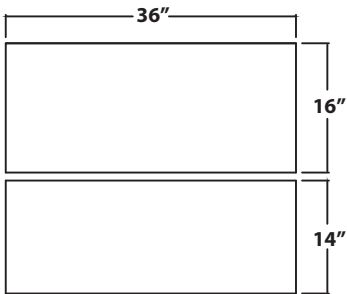
MODEL	FRONT/REAR DIMENSION	OVERALL DIMENSIONS	ADJUSTMENT RANGE	REAR START/END HEIGHT	LEG SPAN
EQ 361416	36" X 14" 36" X 16"	36" X 31"	14"	24", 38"	30"
EQ 481416	48" X 14" 48" X 16"	48" X 31"	14"	24", 38"	38"
EQ 601416	60" X 14" 60" X 16"	60" X 31"	14"	24", 38"	50"



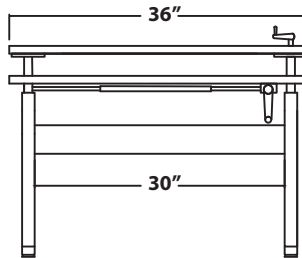
POPULAS
furniture by AD·AS

EQUITY BI-LEVEL
Dimension page

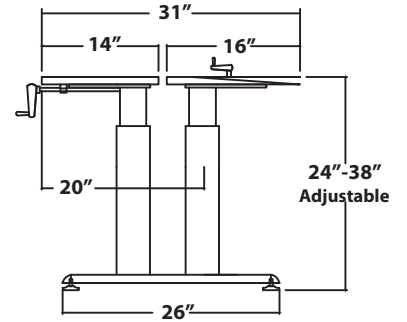
EQ 361416



Top View

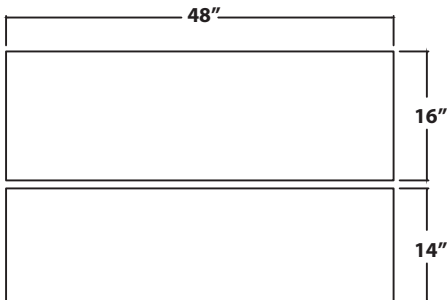


Front View

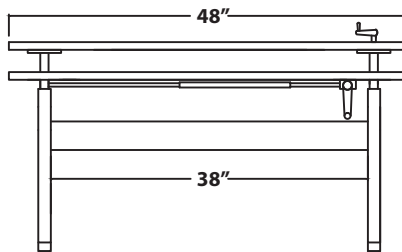


Side View

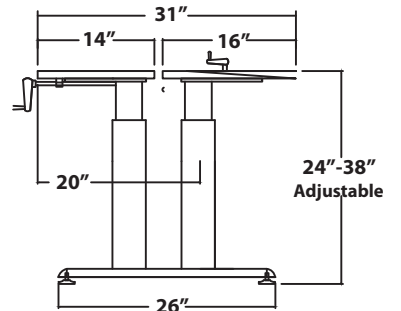
EQ 481416



Top View

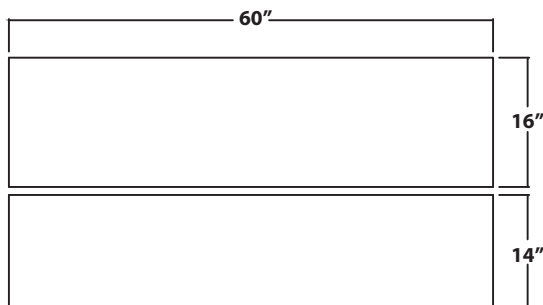


Front View

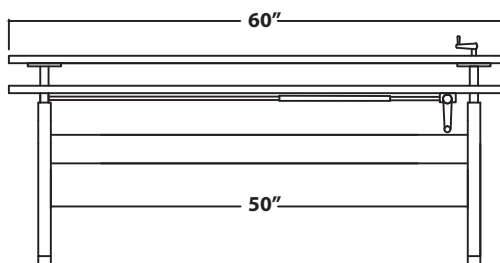


Side View

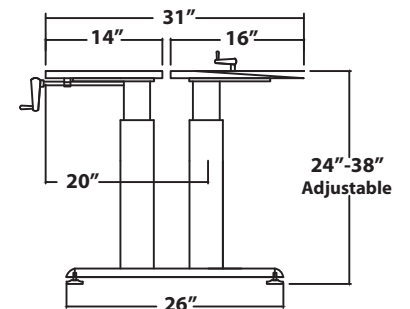
EQ 601416



Top View



Front View



Side View