

Introducing

THE TOPPER

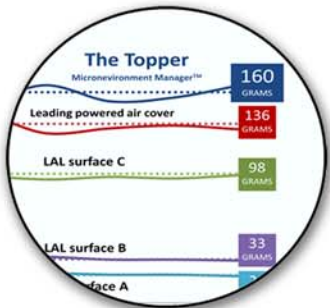
MICROENVIRONMENT MANAGER™

Helps reduce

- ✓ Heat
- ✓ Moisture
- ✓ Shear
- ✓ Pressure
- ✓ Odor



Easy on/Easy off
add-on powered air flow cover



Superior Moisture Removal



Superior Heat Removal



Quiet, Powerful Air Flow



Convenient Setup,
Maintenance and Storage

SPAN
better science. better care.

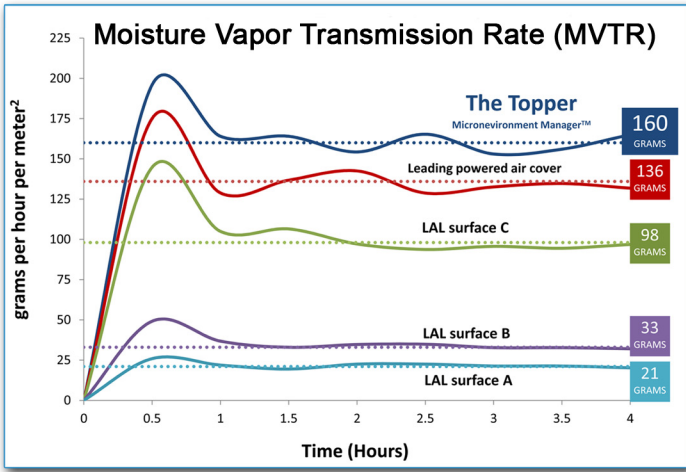
Indications: The Topper is indicated for use in combination with a pressure redistributing surface to aid in the prevention and treatment of skin breakdown and pressure ulcers through Stage IV by reducing excess heat and moisture within the microclimate, especially in patients who are obese, febrile and/or diaphoretic due to infection, antibiotics and/or analgesics.

THE TOPPER

MICROENVIRONMENT MANAGER™

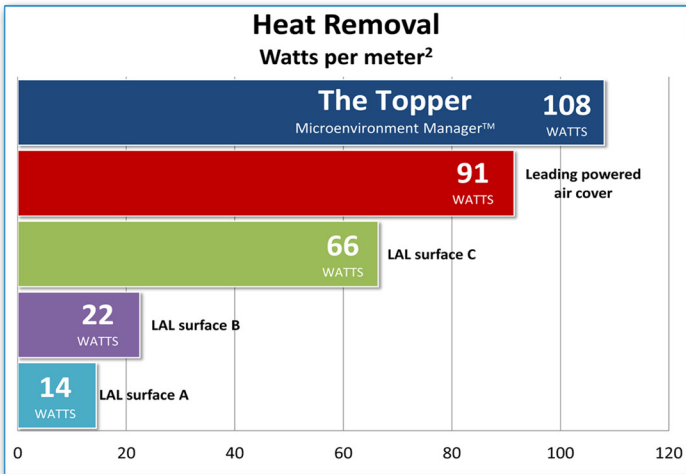
Helps keep vulnerable skin cool, dry and comfortable.

Patented "Air Diffusion Matrix" design creates an uninterrupted stream of air beneath the patient/support surface interface.



Superior moisture reduction: In standardized testing^{1,2} in a certified, environmentally controlled laboratory³, the Topper removes 160 gm/m²/hour of moisture from the microclimate.

This is more than 16 percent better than the leading powered cover, and from 48 to 132 percent better than commonly used traditional low air loss surfaces.



Superior heat reduction: Based on evaporative cooling⁴, The Topper's superior performance in the removal of excess moisture yields a superior capacity for the removal of excess heat—up to 17 watts more per hour than the leading powered cover, and from 25 to 86 watts per hour more than commonly used traditional low air loss surfaces. This is a key to offsetting the elevated tissue metabolism known to increase pressure ulcer risk.⁵

References:

1. Heated Bladder Method; 37°C ± 0.5°C.
2. O'Reagan, J., Lazich, J. *Qualifying Support Surface Moisture Removal*. NPUAP National Biennial Conference Poster Presentation, 2015.
3. Environmentally controlled per certification to ISO 554 S and ISO 554:1976E, *Standard Atmospheres for Conditioning and/or Testing*. Data on file
4. C B Wenger. *Heat of evaporation of sweat: thermodynamic considerations*. Journal of Applied Physiology Vol. 32 no. 4, 456-459.
5. Clark, M, et al. *Microclimate in Context*. Pressure, Shear, Friction and Microclimate in Context. Wounds 2010, pp 20-21.

- Does not require replacement of costly disposable components.
- Safe, effective, multi-patient use. Can be easily wiped clean and disinfected in place.
- Outer fabric layer is certified bacteriostatic (AATCC-147-2004); viral penetration-resistant (ASTM F1671-2007); highly vapor permeable (ASTM E96-BW); fluid-resistant (ASTM-D751); washable and colorfast (AATCC-61-3A); skin-friendly and non irritating (ISO 10993-10); non-toxic (ISO 10993-5) and Halogen-free.
- Requires no training or adjustment. Attaches like a fitted sheet to any standard pressure redistributing healthcare support surface.
- A cost-effective alternative to expensive therapy surface rentals.
- Low profile provides advantages in safety, comfort and patient transfer compared to traditional low air loss overlays.
- Available in three widths to accommodate patients up to 500 lbs (36" width), up to 750 lbs (42" width) or up to 1000 lbs (48" width), in accordance with the stated weight rating for the pressure redistributing support surface on which it is placed.
- 24-month non-prorated warranty (all components).
- Certification: IEC 60601-1-11.

Item #	Description/Dimensions
System includes fitted air cover, powered control unit, carry bag.	
MEM36	The Topper, system (80"L x 36"W)
MEM8436	The Topper, system (84"L x 36"W)
MEM42	The Topper, system (80"L x 42"W)
MEM8442	The Topper, system (84"L x 42"W)
MEM48	The Topper, system (80"L x 48"W)
MEM8448	The Topper, system (84"L x 48"W)
2100	Control unit only

