

Name:	
School/Organization:	
Dealer/Rep:	

Phone:	
E-mail:	
Sales Rep:	Quote:

TRACTION TABLES

STANDARD FEATURES:

- Load capacity: 500 lbs
- 27"W x 76"L
- 34 oz. Heavy-duty vinyl with Permablok 3® bacterial protection
- 1.5" High density foam
- Rounded corners
- Single foot control pedal
- White powder coat base


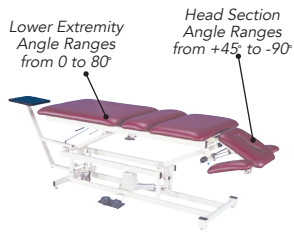
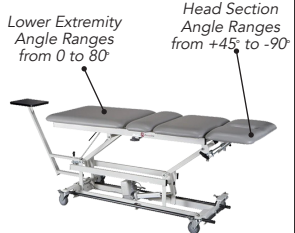


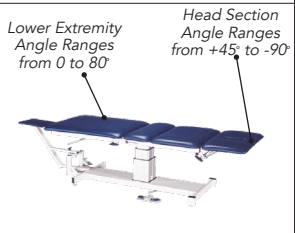



AM-BA450

TABLE CONFIGURATIONS:

<input type="radio"/> AM-400 - AM 27"W 4 Section Top 27"W x 76"L x 18-37"H	<input type="radio"/> AM-450 - AM 27"W 4 Section Top with 3pc Head Section 27"W x 76"L x 18-37"H	<input type="radio"/> AM-BA400 - AM-BA 27"W 4 Section Top 27"W x 76"L x 18-37"H
QTY	QTY	QTY
<input type="radio"/> AM-BA450 - AM-BA 27"W 4 Section Top with 3pc Head Section 27"W x 76"L x 18-37"H	<input type="radio"/> AM-SX4000 - AM-SX 27"W 4 Section Top 27"W x 76"L x 18-37"H	<input type="radio"/> AM-SX4500 - AM-SX 27"W 4 Section Top with 3pc Head Section 27"W x 76"L x 18-37"H
QTY	QTY	QTY
<input type="radio"/> AM-BAX4000 - AM-BAX 27"W 4 Section Top with Bar Activator 27"W x 76"L x 19-38"H	<input type="radio"/> AM-SP400 - AM-SP 27"W 4 Section Top 27"W x 76"L x 24-35.5"H	<input type="radio"/> AM-SP450 - AM-SP 27"W 4 Section Top with 3pc Head Section 27"W x 76"L x 24-35.5"H
QTY	QTY	QTY

TABLE FEATURES:

 <p>Lower Extremity Angle Ranges from 0 to 80°</p> <p>Head Section Angle Ranges from +45° to -90°</p>	 <p>Lower Extremity Angle Ranges from 0 to 80°</p> <p>Head Section Angle Ranges from +45° to -90°</p>	 <p>Lower Extremity Angle Ranges from 0 to 80°</p> <p>Head Section Angle Ranges from +45° to -90°</p>	 <p>Lower Extremity Angle Ranges from 0 to 80°</p> <p>Head Section Angle Ranges from +45° to -90°</p>	 <p>Head Section Angle Ranges from +25° to -80°</p>
AM-400	AM-450	AM-BA400	AM-BA450	AM-SX4000
		 <p>Lower Extremity Angle Ranges from 0 to 80°</p> <p>Head Section Angle Ranges from +45° to -90°</p>		
AM-SX4500	AM-BAX4000	AM-SP400	AM-SP450	

OPTIONS:

<input type="radio"/> AM-T1024 - Add Base with 4 Total Lock Swivel Casters (AM-400 & AM-450 Models Only)
<input type="radio"/> AM-91 - Add 1" Extra Soft Foam
<input type="radio"/> SPCO - Special Vinyl Color (Provided by Customer)
<input type="radio"/> SPBASE - Special Base Color (Select Custom Base Color)

STANDARD UPHOLSTERY CHOICES:

<input type="radio"/> Imperial Blue	<input type="radio"/> Taupe
<input type="radio"/> Blue Ridge	<input type="radio"/> Burgundy
<input type="radio"/> Forest Green	<input type="radio"/> Dove Gray
<input type="radio"/> Black	<input type="radio"/> Greystone
<input type="radio"/> Cappuccino	<input type="radio"/> Merlot
<input type="radio"/> Patina	

STANDARD BASE COLOR:

<input type="radio"/> Office White

CUSTOM BASE COLORS:

<input type="radio"/> Black
<input type="radio"/> Steel Gray
<input type="radio"/> Metallic Silver