

Prism Castor 2 Post Lift Stand System



Introduction	2
Overview	2
Components of the Lift Stand System	3
Technical specifications	3
System dimensions	4
Cautions	5
Assembly instructions	7
Operation.....	6
Trouble shooting.....	6
General inspection and maintenance.....	6
Service record history.....	7
Warranty.....	8



Owner's Manual

Overview

Technical Specifications

Warranty Information



CAUTION: DO NOT ATTEMPT TO USE THIS EQUIPMENT WITHOUT FIRST UNDERSTANDING THE CONTENTS OF THIS MANUAL.

Introduction

Before using this equipment, and to ensure the safe operation of your **Prism Castor 2 Post Lift Stand System**, carefully read this entire manual, especially the section on “**Cautions**”. The **Prism Castor 2 Post Lift Stand System** is designed to be used in conjunction with Prism Medical ceiling and portable lifts. Please refer to any user guides supplied with these components and refer to them while reviewing this manual.

Should any questions arise from reviewing this manual contact your local authorized Prism Medical Representative. Failure to comply with warnings in this manual may result in injury to either the operator, or the individual being lifted/transferred. Damage to the lift stand and/or related components may also occur. Be sure that the contents of this manual are completely understood prior to using this lift stand.

Store this manual with the documents included with the lift. Contents of this manual are subject to change

Overview of Prism Castor 2 Post Lift Stand System

The **Prism Castor 2 Post Lift Stand System** is a safe, high performance and portable freestanding lift stand which, together with a track and a lift unit, functions as a stationary lift system. It is made of aluminum, which makes it light in relation to its large lifting capacity. The design is both compact and discreet while as the same time making **Prism Castor 2 Post Lift Stand System** one of the sturdiest freestanding lift stands on the market.

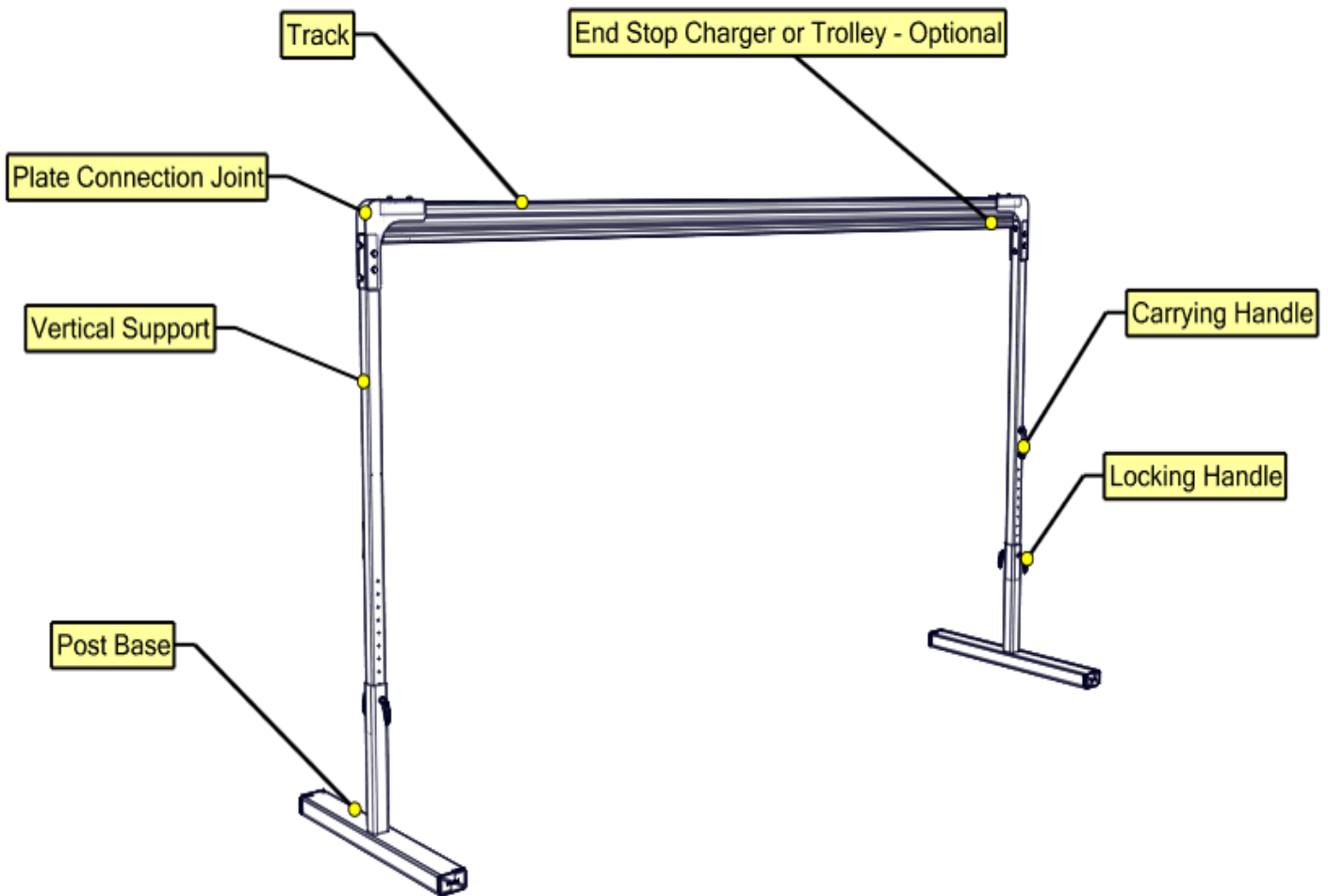
Prism Castor 2 Post Lift Stand System is very easy to assemble and disassemble and therefore easy to move to locations where is a need for lifting. You can create many safe and flexible lifting solutions that are ideally adapted for all settings and users.

The following tracks are available for **Prism Castor 2 Post Lift Stand System**:

Prism Castor 2 Post Lift Stand System	
Part Number	Product Description
360546	Prism “Regular Track” – Length: 2083 cm [82 in] for Load: 204 kg [450 lbs]
360543	Prism “Track Plus” – Length: 5004 cm [197 in] for Load: 204 kg [450 lbs]
360544	Prism “Track Plus” – Length: 3962 cm [156 in] for Load: 283.5 kg [625 lbs]

Please familiarize yourself with the components of the **Prism Castor 2 Post Lift Stand System** by referring to the diagram on the next page.

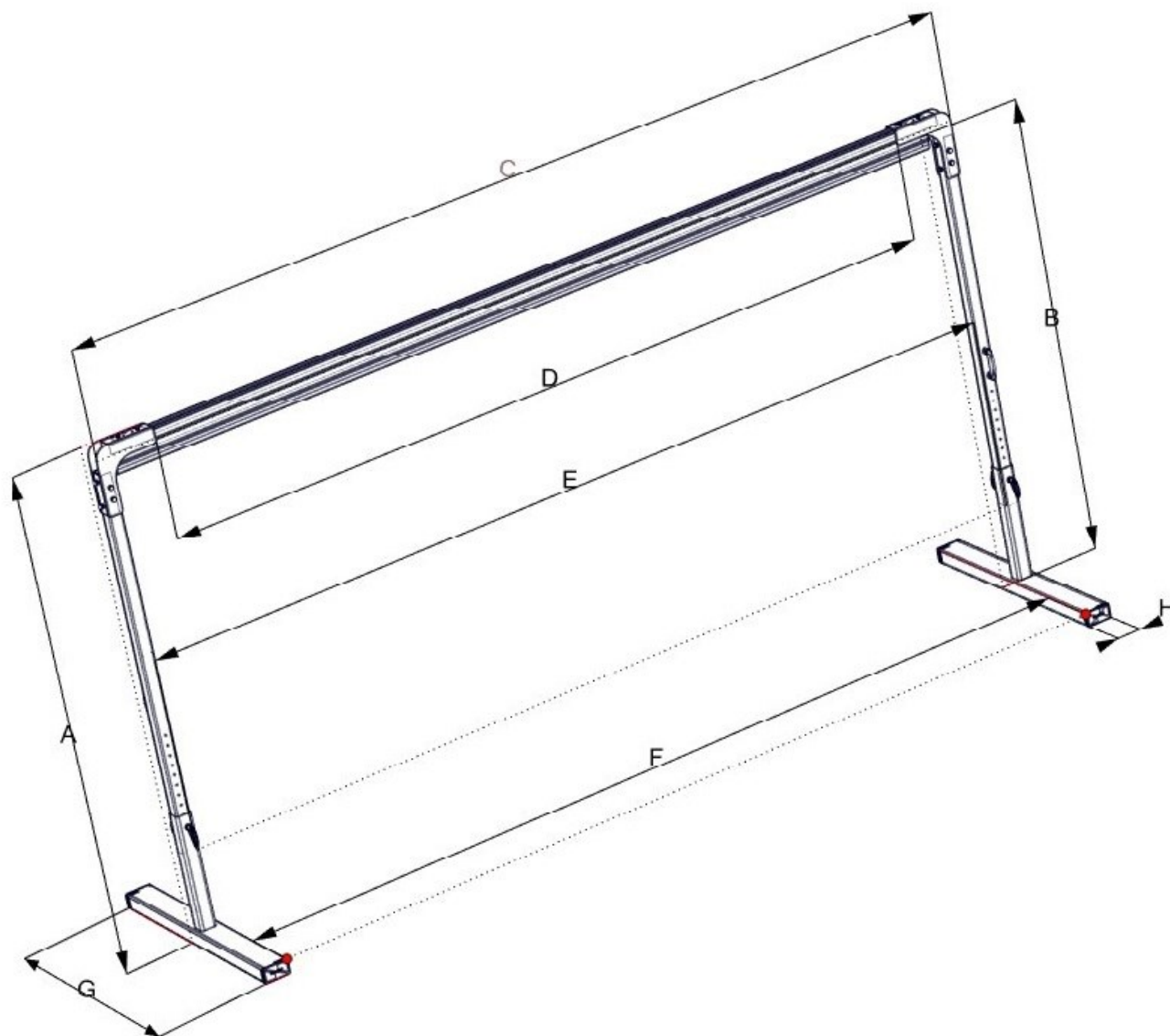
Components of the Prism Castor 2 Post Lift Stand System



Technical Specifications

- Post Bases, Vertical Supports and track: extruded aluminum
- Maximum Height: 244 cm [99 in] - floor to highest point
- Maximum Length: 500 cm [197 in] - depending on the track length
- Unit Weight: Up to 50 kgs [110 lbs] with no piece weighing more than 15.5 kgs [34 lbs] - depending on the track
- Maximum Load: 283.5 kgs [625 lbs]

System Dimensions



A - Height, total:	204-250 cm [80.42-98.53 in]
B - Lifting range, height:	192-227 cm [75.59– 89.37 in]
C - Length, total:	*237-530 cm [93.35-208.68 in]
D - Lifting range, length:	*201-493 cm [79.13-194.09 in]
E - Length, between vertical supports:	*212-504 cm [83.46-198.43 in]
F - Distance between bases:	*206-498 cm [81.10-196.06 in]
G - Base length:	120 cm [47.24 in]
H - Base width:	13 cm [5.11 in]

* - Depending on the track length




Cautions:

- Under no circumstance should the **Prism Castor 2 Post Lift Stand System** be put in control of a person who has not been properly trained in the use and care of this equipment. Failure to adhere to this warning may result in serious injury to the operator, and/or the individual being lifted/ transferred.
- The **Prism Castor 2 Post Lift Stand System** is not a toy. Do not use it for unsafe practices. Do not allow children to play with the stand or any of its components.
- The manufacturer's warranty is voided if persons unauthorized by Prism Medical Ltd. will perform any work on the **Prism Castor 2 Post Lift Stand System**.
- There are no user serviceable parts in this system. Do not remove cover screws and don't try to disassemble the unit, as this will **VOID THE WARRANTY**.
- In facilities where more than one operator will be responsible for using the **Prism Castor 2 Post Lift Stand System**, it is imperative that all such members are to be trained in its proper use. A training program should be established by the facility to acquaint new operators with this equipment.
- Never expose the **Prism Castor 2 Post Lift Stand System** directly to water. Warranty does not cover any misuse or abuse of the lift stand system.
- In any circumstances do not exceed the maximum allowable load of this lift stand. Refer to the "**Technical Specifications**" section of this manual, and/or the labels on the posts of the stand.
- Ensure that a clear space is maintained around the lift stand. Move any obstacles out of the way before operating any lift on the stand.
- Do not hang anything else on the **Prism Castor 2 Post Lift Stand System** except the Prism Medical lifts which are suitable for the load allowed on the stand.
- The exterior of the stand should only be cleaned, disinfected and sterilized using isopropyl alcohol. Damp a cloth with isopropyl alcohol and wipe down entire exterior of the stand. No other chemicals and/or liquids should be used to clean, disinfect and sterilize it.

Operation:

Assembly and installation of this equipment should be done by an authorized Prism Medical technician as per separate installation instructions. The user should only operate the lift attached to this stand.

Operator should ensure that no obstacles are within the operating range of the lift stand.

 **Caution: Always use extreme care when moving the lift from one location to another. Watch out for and avoid any obstructions that may cause injury to the individual lifted, or damage to the lift.**

Trouble Shooting

Should problems arise with the use of the lift stand contact your local Prism Medical authorized Service Provider for service immediately.

General Inspection and Maintenance

This equipment is inspected by the authorized Prism Medical technician after assembling and installation. It doesn't require periodical maintenance.

Service Record History - Initial Information

- Complete the following section on **Purchase and Service Information** as soon as this equipment is purchased.

PURCHASE INFORMATION:

Product Name: **Prism Castor 2 Post Lift Stand System**

Date of Purchase: _____

Purchased From: _____
(local authorized Prism Medical Representative)

Address: _____

City: _____ **Postal Code:** _____

Telephone No: _____

Comments: _____

SERVICE INFORMATION:

Contact the following company for service:

Company: _____
(local authorized Prism Medical Representative)

Address: _____

City: _____ **Postal Code:** _____

Telephone No: _____

Comments:

Warranty

This Warranty does not affect or in any way limit your Statutory Rights

- 1) Prism Medical guarantees all equipment supplied as new, against failure within the period of 1 year from date of purchase by virtue of defects in material or workmanship.
- 2) This warranty does not apply to failure attributable to normal wear and tear, damage by natural forces, user neglect or misuse or to deliberate destruction.
- 3) This equipment warranty shall be void if the equipment is not serviced by Prism Medical or its authorized service agents in accordance with the manufacturer's recommendations or if any unauthorized person carries out work on the equipment.
- 4) The liability of Prism Medical under the terms of this guarantee shall be limited to the replacement of defective part (s) to the sales distributor, dealer, agent, person or entity which purchased the equipment from Prism Medical. In no event shall Prism Medical incur liability for any consequential or unforeseeable losses.

If you have any questions about the manufacture or operation
of this equipment, please contact
your local authorized dealer.

This document conforms to EN ISO 10535 requirements